

TABELA 1 – DISTRIBUIÇÃO BINOMIAL

A. Função probabilidade

$$f(x | \theta) = P(X = x) = \binom{n}{x} \theta^x (1 - \theta)^{n-x}$$

		θ									
n	x	.05	.10	.15	.20	.25	.30	.35	.40	.45	.50
1	0	.9500	.9000	.8500	.8000	.7500	.7000	.6500	.6000	.5500	.5000
	1	.0500	.1000	.1500	.2000	.2500	.3000	.3500	.4000	.4500	.5000
2	0	.9025	.8100	.7225	.6400	.5625	.4900	.4225	.3600	.3025	.2500
	1	.0950	.1800	.2550	.3200	.3750	.4200	.4550	.4800	.4950	.5000
	2	.0025	.0100	.0225	.0400	.0625	.0900	.1225	.1600	.2025	.2500
3	0	.8574	.7290	.6141	.5120	.4219	.3430	.2746	.2160	.1664	.1250
	1	.1354	.2430	.3251	.3840	.4219	.4410	.4436	.4320	.4084	.3750
	2	.0071	.0270	.0574	.0960	.1406	.1890	.2389	.2880	.3341	.3750
	3	.0001	.0010	.0034	.0080	.0156	.0270	.0429	.0640	.0911	.1250
4	0	.8145	.6561	.5220	.4096	.3164	.2401	.1785	.1296	.0915	.0625
	1	.1715	.2916	.3685	.4096	.4219	.4116	.3845	.3456	.2995	.2500
	2	.0135	.0486	.0975	.1536	.2109	.2646	.3105	.3456	.3675	.3750
	3	.0005	.0036	.0115	.0256	.0469	.0756	.1115	.1536	.2005	.2500
	4	.0000	.0001	.0005	.0016	.0039	.0081	.0150	.0256	.0410	.0625
5	0	.7738	.5905	.4437	.3277	.2373	.1681	.1160	.0778	.0503	.0313
	1	.2036	.3281	.3915	.4096	.3955	.3602	.3124	.2592	.2059	.1563
	2	.0214	.0729	.1382	.2048	.2637	.3087	.3364	.3456	.3369	.3125
	3	.0011	.0081	.0244	.0512	.0879	.1323	.1811	.2304	.2757	.3125
	4	.0000	.0005	.0022	.0064	.0146	.0284	.0488	.0768	.1128	.1563
	5	.0000	.0000	.0001	.0003	.0010	.0024	.0053	.0102	.0185	.0313
6	0	.7351	.5314	.3771	.2621	.1780	.1176	.0754	.0467	.0277	.0156
	1	.2321	.3543	.3993	.3932	.3560	.3025	.2437	.1866	.1359	.0938
	2	.0305	.0984	.1762	.2458	.2966	.3241	.3280	.3110	.2780	.2344
	3	.0021	.0146	.0415	.0819	.1318	.1852	.2355	.2765	.3032	.3125
	4	.0001	.0012	.0055	.0154	.0330	.0595	.0951	.1382	.1861	.2344
	5	.0000	.0001	.0004	.0015	.0044	.0102	.0205	.0369	.0609	.0938
	6	.0000	.0000	.0000	.0001	.0002	.0007	.0018	.0041	.0083	.0156
7	0	.6983	.4783	.3206	.2097	.1335	.0824	.0490	.0280	.0152	.0078
	1	.2573	.3720	.3960	.3670	.3115	.2471	.1848	.1306	.0872	.0547
	2	.0406	.1240	.2097	.2753	.3115	.3177	.2985	.2613	.2140	.1641
	3	.0036	.0230	.0617	.1147	.1730	.2269	.2679	.2903	.2918	.2734

B. Função de distribuição

$$F(x | \theta) = P(X \leq x) = \sum_{i=0}^x \binom{n}{i} \theta^i (1 - \theta)^{n-i}$$

		θ									
n	x	.05	.10	.15	.20	.25	.30	.35	.40	.45	.50
1	0	.9500	.9000	.8500	.8000	.7500	.7000	.6500	.6000	.5500	.5000
	1	1.0000	1.0000	1.0000	1.0000	1.0000	1.0000	1.0000	1.0000	1.0000	1.0000
2	0	.9025	.8100	.7225	.6400	.5625	.4900	.4225	.3600	.3025	.2500
	1	.9975	.9900	.9775	.9600	.9375	.9100	.8775	.8400	.7975	.7500
	2	1.0000	1.0000	1.0000	1.0000	1.0000	1.0000	1.0000	1.0000	1.0000	1.0000
3	0	.8574	.7290	.6141	.5120	.4219	.3430	.2746	.2160	.1664	.1250
	1	.9928	.9720	.9393	.8960	.8438	.7840	.7183	.6480	.5748	.5000
	2	.9999	.9990	.9966	.9920	.9844	.9730	.9571	.9360	.9089	.8750
	3	1.0000	1.0000	1.0000	1.0000	1.0000	1.0000	1.0000	1.0000	1.0000	1.0000
4	0	.8145	.6561	.5220	.4096	.3164	.2401	.1785	.1296	.0915	.0625
	1	.9860	.9477	.8905	.8192	.7383	.6517	.5630	.4752	.3910	.3125
	2	.9995	.9963	.9880	.9728	.9492	.9163	.8735	.8208	.7585	.6875
	3	1.0000	.9999	.9995	.9984	.9961	.9919	.9850	.9744	.9590	.9375
	4	1.0000	1.0000	1.0000	1.0000	1.0000	1.0000	1.0000	1.0000	1.0000	1.0000
5	0	.7738	.5905	.4437	.3277	.2373	.1681	.1160	.0778	.0503	.0313
	1	.9774	.9185	.8352	.7373	.6328	.5282	.4284	.3370	.2562	.1875
	2	.9988	.9914	.9734	.9421	.8965	.8369	.7648	.6826	.5931	.5000
	3	1.0000	.9995	.9978	.9933	.9844	.9692	.9460	.9130	.8688	.8125
	4	1.0000	1.0000	.9999	.9997	.9990	.9976	.9947	.9898	.9815	.9688
	5	1.0000	1.0000	1.0000	1.0000	1.0000	1.0000	1.0000	1.0000	1.0000	1.0000
6	0	.7351	.5314	.3771	.2621	.1780	.1176	.0754	.0467	.0277	.0156
	1	.9672	.8857	.7765	.6554	.5339	.4202	.3191	.2333	.1636	.1094
	2	.9978	.9842	.9527	.9011	.8306	.7443	.6471	.5443	.4415	.3438
	3	.9999	.9987	.9941	.9830	.9624	.9295	.8826	.8208	.7447	.6563
	4	1.0000	.9999	.9996	.9984	.9954	.9891	.9777	.9590	.9308	.8906
	5	1.0000	1.0000	1.0000	.9999	.9998	.9993	.9982	.9959	.9917	.9844
	6	1.0000	1.0000	1.0000	1.0000	1.0000	1.0000	1.0000	1.0000	1.0000	1.0000
7	0	.6983	.4783	.3206	.2097	.1335	.0824	.0490	.0280	.0152	.0078
	1	.9556	.8503	.7166	.5767	.4449	.3294	.2338	.1586	.1024	.0625
	2	.9962	.9743	.9262	.8520	.7564	.6471	.5323	.4199	.3164	.2266
	3	.9998	.9973	.9879	.9667	.9294	.8740	.8002	.7102	.6083	.5000

TABELA 1 – DISTRIBUIÇÃO BINOMIAL (Continuação)

A. Função probabilidade

n	x	θ									
		.05	.10	.15	.20	.25	.30	.35	.40	.45	.50
11	0	.5688	.3138	.1673	.0859	.0422	.0198	.0088	.0036	.0014	.0005
11	1	.3293	.3835	.3248	.2362	.1549	.0932	.0518	.0266	.0125	.0054
11	2	.0867	.2131	.2866	.2953	.2581	.1998	.1395	.0887	.0513	.0269
11	3	.0137	.0710	.1517	.2215	.2581	.2568	.2254	.1774	.1259	.0806
11	4	.0014	.0158	.0536	.1107	.1721	.2201	.2428	.2365	.2060	.1611
11	5	.0001	.0025	.0132	.0388	.0803	.1321	.1830	.2207	.2360	.2256
11	6	.0000	.0003	.0023	.0097	.0268	.0566	.0985	.1471	.1931	.2256
11	7	.0000	.0000	.0003	.0017	.0064	.0173	.0379	.0701	.1128	.1611
11	8	.0000	.0000	.0000	.0002	.0011	.0037	.0102	.0234	.0462	.0806
11	9	.0000	.0000	.0000	.0000	.0001	.0005	.0018	.0052	.0126	.0269
11	10	.0000	.0000	.0000	.0000	.0000	.0000	.0002	.0007	.0021	.0054
11	11	.0000	.0000	.0000	.0000	.0000	.0000	.0000	.0000	.0002	.0005
12	0	.5404	.2824	.1422	.0687	.0317	.0138	.0057	.0022	.0008	.0002
12	1	.3413	.3766	.3012	.2062	.1267	.0712	.0368	.0174	.0075	.0029
12	2	.0988	.2301	.2924	.2835	.2323	.1678	.1088	.0639	.0339	.0161
12	3	.0173	.0852	.1720	.2362	.2581	.2397	.1954	.1419	.0923	.0537
12	4	.0021	.0213	.0683	.1329	.1936	.2311	.2367	.2128	.1700	.1208
12	5	.0002	.0038	.0193	.0532	.1032	.1585	.2039	.2270	.2225	.1934
12	6	.0000	.0005	.0040	.0155	.0401	.0792	.1281	.1766	.2124	.2256
12	7	.0000	.0000	.0006	.0033	.0115	.0291	.0591	.1009	.1489	.1934
12	8	.0000	.0000	.0001	.0005	.0024	.0078	.0199	.0420	.0762	.1208
12	9	.0000	.0000	.0000	.0001	.0004	.0015	.0048	.0125	.0277	.0537
12	10	.0000	.0000	.0000	.0000	.0000	.0002	.0008	.0025	.0068	.0161
12	11	.0000	.0000	.0000	.0000	.0000	.0000	.0001	.0003	.0010	.0029
12	12	.0000	.0000	.0000	.0000	.0000	.0000	.0000	.0000	.0001	.0002
13	0	.5133	.2542	.1209	.0550	.0238	.0097	.0037	.0013	.0004	.0001
13	1	.3512	.3672	.2774	.1787	.1029	.0540	.0259	.0113	.0045	.0016
13	2	.1109	.2448	.2937	.2680	.2059	.1388	.0836	.0453	.0220	.0095
13	3	.0214	.0997	.1900	.2457	.2517	.2181	.1651	.1107	.0660	.0349
13	4	.0028	.0277	.0838	.1535	.2097	.2337	.2222	.1845	.1350	.0873
13	5	.0003	.0055	.0266	.0691	.1258	.1803	.2154	.2214	.1989	.1571
13	6	.0000	.0008	.0063	.0230	.0559	.1030	.1546	.1968	.2169	.2095
13	7	.0000	.0001	.0011	.0058	.0186	.0442	.0833	.1312	.1775	.2095
13	8	.0000	.0000	.0001	.0011	.0047	.0142	.0336	.0656	.1089	.1571
13	9	.0000	.0000	.0000	.0001	.0009	.0034	.0101	.0243	.0495	.0873

B. Função de distribuição

N	x	θ									
		.05	.10	.15	.20	.25	.30	.35	.40	.45	.50
11	0	.5688	.3138	.1673	.0859	.0422	.0198	.0088	.0036	.0014	.0005
11	1	.8981	.6974	.4922	.3221	.1971	.1130	.0606	.0302	.0139	.0059
11	2	.9848	.9104	.7788	.6174	.4552	.3127	.2001	.1189	.0652	.0327
11	3	.9984	.9815	.9306	.8389	.7133	.5696	.4256	.2963	.1911	.1133
11	4	.9999	.9972	.9841	.9496	.8854	.7897	.6683	.5328	.3971	.2744
11	5	1.0000	.9997	.9973	.9883	.9657	.9218	.8513	.7535	.6331	.5000
11	6	1.0000	1.0000	.9997	.9980	.9924	.9784	.9499	.9006	.8262	.7256
11	7	1.0000	1.0000	1.0000	.9998	.9988	.9957	.9878	.9707	.9390	.8867
11	8	1.0000	1.0000	1.0000	1.0000	.9999	.9994	.9980	.9941	.9852	.9673
11	9	1.0000	1.0000	1.0000	1.0000	1.0000	1.0000	.9998	.9993	.9978	.9941
11	10	1.0000	1.0000	1.0000	1.0000	1.0000	1.0000	1.0000	1.0000	.9998	.9995
11	11	1.0000	1.0000	1.0000	1.0000	1.0000	1.0000	1.0000	1.0000	1.0000	1.0000
12	0	.5404	.2824	.1422	.0687	.0317	.0138	.0057	.0022	.0008	.0002
12	1	.8816	.6590	.4435	.2749	.1584	.0850	.0424	.0196	.0083	.0032
12	2	.9804	.8891	.7358	.5583	.3907	.2528	.1513	.0834	.0421	.0193
12	3	.9978	.9744	.9078	.7946	.6488	.4925	.3467	.2253	.1345	.0730
12	4	.9998	.9957	.9761	.9274	.8424	.7237	.5833	.4382	.3044	.1938
12	5	1.0000	.9995	.9954	.9806	.9456	.8822	.7873	.6652	.5269	.3872
12	6	1.0000	.9999	.9993	.9961	.9857	.9614	.9154	.8418	.7393	.6128
12	7	1.0000	1.0000	.9999	.9994	.9972	.9905	.9745	.9427	.8883	.8062
12	8	1.0000	1.0000	1.0000	.9999	.9996	.9983	.9944	.9847	.9644	.9270
12	9	1.0000	1.0000	1.0000	1.0000	1.0000	.9998	.9992	.9972	.9921	.9807
12	10	1.0000	1.0000	1.0000	1.0000	1.0000	1.0000	.9999	.9997	.9989	.9968
12	11	1.0000	1.0000	1.0000	1.0000	1.0000	1.0000	1.0000	1.0000	.9999	.9998
12	12	1.0000	1.0000	1.0000	1.0000	1.0000	1.0000	1.0000	1.0000	1.0000	1.0000
13	0	.5133	.2542	.1209	.0550	.0238	.0097	.0037	.0013	.0004	.0001
13	1	.8646	.6213	.3983	.2336	.1267	.0637	.0296	.0126	.0049	.0017
13	2	.9755	.8661	.6920	.5017	.3326	.2025	.1132	.0579	.0269	.0112
13	3	.9969	.9658	.8820	.7473	.5843	.4206	.2783	.1686	.0929	.0461
13	4	.9997	.9935	.9658	.9009	.7940	.6543	.5005	.3530	.2279	.1334
13	5	1.0000	.9991	.9925	.9700	.9198	.8346	.7159	.5744	.4268	.2905
13	6	1.0000	.9999	.9987	.9930	.9757	.9376	.8705	.7712	.6437	.5000
13	7	1.0000	1.0000	.9998	.9988	.9944	.9818	.9538	.9023	.8212	.7095
13	8	1.0000	1.0000	1.0000	.9998	.9990	.9960	.9874	.9679	.9302	.8666
13	9	1.0000	1.0000	1.0000	1.0000	.9999	.9993	.9975	.9922	.9797	.9539

TABELA 2 – DISTRIBUIÇÃO DE POISSON (Continuação)

A. Função probabilidade

B. Função de distribuição

x	3.1	3.2	3.3	3.4	3.5	3.6	3.7	3.8	3.9	4.0
0	.0450	.0408	.0369	.0334	.0302	.0273	.0247	.0224	.0202	.0183
1	.1397	.1304	.1217	.1135	.1057	.0984	.0915	.0850	.0789	.0733
2	.2165	.2087	.2008	.1929	.1850	.1771	.1692	.1615	.1539	.1465
3	.2237	.2226	.2209	.2186	.2158	.2125	.2087	.2046	.2001	.1954
4	.1733	.1781	.1823	.1858	.1888	.1912	.1931	.1944	.1951	.1954
5	.1075	.1140	.1203	.1264	.1322	.1377	.1429	.1477	.1522	.1563
6	.0555	.0608	.0662	.0716	.0771	.0826	.0881	.0936	.0989	.1042
7	.0246	.0278	.0312	.0348	.0385	.0425	.0466	.0508	.0551	.0595
8	.0095	.0111	.0129	.0148	.0169	.0191	.0215	.0241	.0269	.0298
9	.0033	.0040	.0047	.0056	.0066	.0076	.0089	.0102	.0116	.0132
10	.0010	.0013	.0016	.0019	.0023	.0028	.0033	.0039	.0045	.0053
11	.0003	.0004	.0005	.0006	.0007	.0009	.0011	.0013	.0016	.0019
12	.0001	.0001	.0001	.0002	.0002	.0003	.0003	.0004	.0005	.0006
13	.0000	.0000	.0000	.0000	.0001	.0001	.0001	.0001	.0002	.0002
14	.0000	.0000	.0000	.0000	.0000	.0000	.0000	.0000	.0000	.0001

x	3.1	3.2	3.3	3.4	3.5	3.6	3.7	3.8	3.9	4.0
0	.0450	.0408	.0369	.0334	.0302	.0273	.0247	.0224	.0202	.0183
1	.1847	.1712	.1586	.1468	.1359	.1257	.1162	.1074	.0992	.0916
2	.4012	.3799	.3594	.3397	.3208	.3027	.2854	.2689	.2531	.2381
3	.6248	.6025	.5803	.5584	.5366	.5152	.4942	.4735	.4532	.4335
4	.7982	.7806	.7626	.7442	.7254	.7064	.6872	.6678	.6484	.6288
5	.9057	.8946	.8829	.8705	.8576	.8441	.8301	.8156	.8006	.7851
6	.9612	.9554	.9490	.9421	.9347	.9267	.9182	.9091	.8995	.8893
7	.9858	.9832	.9802	.9769	.9733	.9692	.9648	.9599	.9546	.9489
8	.9953	.9943	.9931	.9917	.9901	.9883	.9863	.9840	.9815	.9786
9	.9986	.9982	.9978	.9973	.9967	.9960	.9952	.9942	.9931	.9919
10	.9996	.9995	.9994	.9992	.9990	.9987	.9984	.9981	.9977	.9972
11	.9999	.9999	.9998	.9998	.9997	.9996	.9995	.9994	.9993	.9991
12	1.0000	1.0000	1.0000	.9999	.9999	.9999	.9999	.9998	.9998	.9997
13	1.0000	1.0000	1.0000	1.0000	1.0000	1.0000	1.0000	1.0000	.9999	.9999
14	1.0000	1.0000	1.0000	1.0000	1.0000	1.0000	1.0000	1.0000	1.0000	1.0000

x	4.1	4.2	4.3	4.4	4.5	4.6	4.7	4.8	4.9	5.0
0	.0166	.0150	.0136	.0123	.0111	.0101	.0091	.0082	.0074	.0067
1	.0679	.0630	.0583	.0540	.0500	.0462	.0427	.0395	.0365	.0337
2	.1393	.1323	.1254	.1188	.1125	.1063	.1005	.0948	.0894	.0842
3	.1904	.1852	.1798	.1743	.1687	.1631	.1574	.1517	.1460	.1404
4	.1951	.1944	.1933	.1917	.1898	.1875	.1849	.1820	.1789	.1755
5	.1600	.1633	.1662	.1687	.1708	.1725	.1738	.1747	.1753	.1755
6	.1093	.1143	.1191	.1237	.1281	.1323	.1362	.1398	.1432	.1462
7	.0640	.0686	.0732	.0778	.0824	.0869	.0914	.0959	.1002	.1044
8	.0328	.0360	.0393	.0428	.0463	.0500	.0537	.0575	.0614	.0653
9	.0150	.0168	.0188	.0209	.0232	.0255	.0281	.0307	.0334	.0363
10	.0061	.0071	.0081	.0092	.0104	.0118	.0132	.0147	.0164	.0181
11	.0023	.0027	.0032	.0037	.0043	.0049	.0056	.0064	.0073	.0082
12	.0008	.0009	.0011	.0013	.0016	.0019	.0022	.0026	.0030	.0034
13	.0002	.0003	.0004	.0005	.0006	.0007	.0008	.0009	.0011	.0013
14	.0001	.0001	.0001	.0001	.0002	.0002	.0003	.0003	.0004	.0005
15	.0000	.0000	.0000	.0000	.0001	.0001	.0001	.0001	.0001	.0002

x	4.1	4.2	4.3	4.4	4.5	4.6	4.7	4.8	4.9	5.0
0	.0166	.0150	.0136	.0123	.0111	.0101	.0091	.0082	.0074	.0067
1	.0845	.0780	.0719	.0663	.0611	.0563	.0518	.0477	.0439	.0404
2	.2238	.2102	.1974	.1851	.1736	.1626	.1523	.1425	.1333	.1247
3	.4142	.3954	.3772	.3594	.3423	.3257	.3097	.2942	.2793	.2650
4	.6093	.5898	.5704	.5512	.5321	.5132	.4946	.4763	.4582	.4405
5	.7693	.7531	.7367	.7199	.7029	.6858	.6684	.6510	.6335	.6160
6	.8786	.8675	.8558	.8436	.8311	.8180	.8046	.7908	.7767	.7622
7	.9427	.9361	.9290	.9214	.9134	.9049	.8960	.8867	.8769	.8666
8	.9755	.9721	.9683	.9642	.9597	.9549	.9497	.9442	.9382	.9319
9	.9905	.9889	.9871	.9851	.9829	.9805	.9778	.9749	.9717	.9682
10	.9966	.9959	.9952	.9943	.9933	.9922	.9910	.9896	.9880	.9863
11	.9989	.9986	.9983	.9980	.9976	.9971	.9966	.9960	.9953	.9945
12	.9997	.9996	.9995	.9993	.9992	.9990	.9988	.9986	.9983	.9980
13	.9999	.9999	.9998	.9998	.9997	.9997	.9996	.9995	.9994	.9993
14	1.0000	1.0000	1.0000	.9999	.9999	.9999	.9999	.9999	.9998	.9998
15	1.0000	1.0000	1.0000	1.0000	1.0000	1.0000	1.0000	1.0000	1.0000	1.0000

x	5.1	5.2	5.3	5.4	5.5	5.6	5.7	5.8	5.9	6.0
0	.0061	.0055	.0050	.0045	.0041	.0037	.0033	.0030	.0027	.0025
1	.0311	.0287	.0265	.0244	.0225	.0207	.0191	.0176	.0162	.0149
2	.0793	.0746	.0701	.0659	.0618	.0580	.0544	.0509	.0477	.0446
3	.1348	.1293	.1239	.1185	.1133	.1082	.1033	.0985	.0938	.0892
4	.1719	.1681	.1641	.1600	.1558	.1515	.1472	.1428	.1383	.1339

x	5.1	5.2	5.3	5.4	5.5	5.6	5.7	5.8	5.9	6.0
0	.0061	.0055	.0050	.0045	.0041	.0037	.0033	.0030	.0027	.0025
1	.0372	.0342	.0314	.0289	.0266	.0244	.0224	.0206	.0189	.0174
2	.1165	.1088	.1016	.0948	.0884	.0824	.0768	.0715	.0666	.0620
3	.2513	.2381	.2254	.2133	.2017	.1906	.1800	.1700	.1604	.1512
4	.4231	.4061	.3895	.3733	.3575	.3422	.3272	.3127	.2987	.2851

TABELA 2 – DISTRIBUIÇÃO DE POISSON (Continuação)

A. Função probabilidade

B. Função de distribuição

x	5.1	5.2	5.3	5.4	5.5	5.6	5.7	5.8	5.9	6.0
5	.1753	.1748	.1740	.1728	.1714	.1697	.1678	.1656	.1632	.1606
6	.1490	.1515	.1537	.1555	.1571	.1584	.1594	.1601	.1605	.1606
7	.1086	.1125	.1163	.1200	.1234	.1267	.1298	.1326	.1353	.1377
8	.0692	.0731	.0771	.0810	.0849	.0887	.0925	.0962	.0998	.1033
9	.0392	.0423	.0454	.0486	.0519	.0552	.0586	.0620	.0654	.0688
10	.0200	.0220	.0241	.0262	.0285	.0309	.0334	.0359	.0386	.0413
11	.0093	.0104	.0116	.0129	.0143	.0157	.0173	.0190	.0207	.0225
12	.0039	.0045	.0051	.0058	.0065	.0073	.0082	.0092	.0102	.0113
13	.0015	.0018	.0021	.0024	.0028	.0032	.0036	.0041	.0046	.0052
14	.0006	.0007	.0008	.0009	.0011	.0013	.0015	.0017	.0019	.0022
15	.0002	.0002	.0003	.0003	.0004	.0005	.0006	.0007	.0008	.0009
16	.0001	.0001	.0001	.0001	.0001	.0002	.0002	.0002	.0003	.0003
17	.0000	.0000	.0000	.0000	.0000	.0001	.0001	.0001	.0001	.0001

x	5.1	5.2	5.3	5.4	5.5	5.6	5.7	5.8	5.9	6.0
5	.5984	.5809	.5635	.5461	.5289	.5119	.4950	.4783	.4619	.4457
6	.7474	.7324	.7171	.7017	.6860	.6703	.6544	.6384	.6224	.6063
7	.8560	.8449	.8335	.8217	.8095	.7970	.7841	.7710	.7576	.7440
8	.9252	.9181	.9106	.9027	.8944	.8857	.8766	.8672	.8574	.8472
9	.9644	.9603	.9559	.9512	.9462	.9409	.9352	.9292	.9228	.9161
10	.9844	.9823	.9800	.9775	.9747	.9718	.9686	.9651	.9614	.9574
11	.9937	.9927	.9916	.9904	.9890	.9875	.9859	.9841	.9821	.9799
12	.9976	.9972	.9967	.9962	.9955	.9949	.9941	.9932	.9922	.9912
13	.9992	.9990	.9988	.9986	.9983	.9980	.9977	.9973	.9969	.9964
14	.9997	.9997	.9996	.9995	.9994	.9993	.9991	.9990	.9988	.9986
15	.9999	.9999	.9999	.9998	.9998	.9998	.9997	.9996	.9996	.9995
16	1.0000	1.0000	1.0000	.9999	.9999	.9999	.9999	.9999	.9999	.9998
17	1.0000	1.0000	1.0000	1.0000	1.0000	1.0000	1.0000	1.0000	1.0000	1.0000

x	6.1	6.2	6.3	6.4	6.5	6.6	6.7	6.8	6.9	7.0
0	.0022	.0020	.0018	.0017	.0015	.0014	.0012	.0011	.0010	.0009
1	.0137	.0126	.0116	.0106	.0098	.0090	.0082	.0076	.0070	.0064
2	.0417	.0390	.0364	.0340	.0318	.0296	.0276	.0258	.0240	.0223
3	.0848	.0806	.0765	.0726	.0688	.0652	.0617	.0584	.0552	.0521
4	.1294	.1249	.1205	.1162	.1118	.1076	.1034	.0992	.0952	.0912
5	.1579	.1549	.1519	.1487	.1454	.1420	.1385	.1349	.1314	.1277
6	.1605	.1601	.1595	.1586	.1575	.1562	.1546	.1529	.1511	.1490
7	.1399	.1418	.1435	.1450	.1462	.1472	.1480	.1486	.1489	.1490
8	.1066	.1099	.1130	.1160	.1188	.1215	.1240	.1263	.1284	.1304
9	.0723	.0757	.0791	.0825	.0858	.0891	.0923	.0954	.0985	.1014
10	.0441	.0469	.0498	.0528	.0558	.0588	.0618	.0649	.0679	.0710
11	.0244	.0265	.0285	.0307	.0330	.0353	.0377	.0401	.0426	.0452
12	.0124	.0137	.0150	.0164	.0179	.0194	.0210	.0227	.0245	.0263
13	.0058	.0065	.0073	.0081	.0089	.0099	.0108	.0119	.0130	.0142
14	.0025	.0029	.0033	.0037	.0041	.0046	.0052	.0058	.0064	.0071
15	.0010	.0012	.0014	.0016	.0018	.0020	.0023	.0026	.0029	.0033
16	.0004	.0005	.0005	.0006	.0007	.0008	.0010	.0011	.0013	.0014
17	.0001	.0002	.0002	.0002	.0003	.0003	.0004	.0004	.0005	.0006
18	.0000	.0001	.0001	.0001	.0001	.0001	.0001	.0002	.0002	.0002
19	.0000	.0000	.0000	.0000	.0000	.0000	.0001	.0001	.0001	.0001

x	6.1	6.2	6.3	6.4	6.5	6.6	6.7	6.8	6.9	7.0
0	.0022	.0020	.0018	.0017	.0015	.0014	.0012	.0011	.0010	.0009
1	.0159	.0146	.0134	.0123	.0113	.0103	.0095	.0087	.0080	.0073
2	.0577	.0536	.0498	.0463	.0430	.0400	.0371	.0344	.0320	.0296
3	.1425	.1342	.1264	.1189	.1118	.1052	.0988	.0928	.0871	.0818
4	.2719	.2592	.2469	.2351	.2237	.2127	.2022	.1920	.1823	.1730
5	.4298	.4141	.3988	.3837	.3690	.3547	.3406	.3270	.3137	.3007
6	.5902	.5742	.5582	.5423	.5265	.5108	.4953	.4799	.4647	.4497
7	.7301	.7160	.7017	.6873	.6728	.6581	.6433	.6285	.6136	.5987
8	.8367	.8259	.8148	.8033	.7916	.7796	.7673	.7548	.7420	.7291
9	.9090	.9016	.8939	.8858	.8774	.8686	.8596	.8502	.8405	.8305
10	.9531	.9486	.9437	.9386	.9332	.9274	.9214	.9151	.9084	.9015
11	.9776	.9750	.9723	.9693	.9661	.9627	.9591	.9552	.9510	.9467
12	.9900	.9887	.9873	.9857	.9840	.9821	.9801	.9779	.9755	.9730
13	.9958	.9952	.9945	.9937	.9929	.9920	.9909	.9898	.9885	.9872
14	.9984	.9981	.9978	.9974	.9970	.9966	.9961	.9956	.9950	.9943
15	.9994	.9993	.9992	.9990	.9988	.9986	.9984	.9982	.9979	.9976
16	.9998	.9997	.9997	.9996	.9996	.9995	.9994	.9993	.9992	.9990
17	.9999	.9999	.9999	.9999	.9998	.9998	.9998	.9997	.9997	.9996
18	1.0000	1.0000	1.0000	1.0000	.9999	.9999	.9999	.9999	.9999	.9999
19	1.0000	1.0000	1.0000	1.0000	1.0000	1.0000	1.0000	1.0000	1.0000	1.0000

x	7.1	7.2	7.3	7.4	7.5	7.6	7.7	7.8	7.9	8.0
0	.0008	.0007	.0007	.0006	.0006	.0005	.0005	.0004	.0004	.0003
1	.0059	.0054	.0049	.0045	.0041	.0038	.0035	.0032	.0029	.0027
2	.0208	.0194	.0180	.0167	.0156	.0145	.0134	.0125	.0116	.0107

x	7.1	7.2	7.3	7.4	7.5	7.6	7.7	7.8	7.9	8.0
0	.0008	.0007	.0007	.0006	.0006	.0005	.0005	.0004	.0004	.0003
1	.0067	.0061	.0056	.0051	.0047	.0043	.0039	.0036	.0033	.0030
2	.0275	.0255	.0236	.0219	.0203	.0188	.0174	.0161	.0149	.0138

TABELA 2 – DISTRIBUIÇÃO DE POISSON (Continuação)

A. Função probabilidade

B. Função de distribuição

x	7.1	7.2	7.3	7.4	7.5	7.6	7.7	7.8	7.9	8.0
3	.0492	.0464	.0438	.0413	.0389	.0366	.0345	.0324	.0305	.0286
4	.0874	.0836	.0799	.0764	.0729	.0696	.0663	.0632	.0602	.0573
5	.1241	.1204	.1167	.1130	.1094	.1057	.1021	.0986	.0951	.0916
6	.1468	.1445	.1420	.1394	.1367	.1339	.1311	.1282	.1252	.1221
7	.1489	.1486	.1481	.1474	.1465	.1454	.1442	.1428	.1413	.1396
8	.1321	.1337	.1351	.1363	.1373	.1381	.1388	.1392	.1395	.1396
9	.1042	.1070	.1096	.1121	.1144	.1167	.1187	.1207	.1224	.1241
10	.0740	.0770	.0800	.0829	.0858	.0887	.0914	.0941	.0967	.0993
11	.0478	.0504	.0531	.0558	.0585	.0613	.0640	.0667	.0695	.0722
12	.0283	.0303	.0323	.0344	.0366	.0388	.0411	.0434	.0457	.0481
13	.0154	.0168	.0181	.0196	.0211	.0227	.0243	.0260	.0278	.0296
14	.0078	.0086	.0095	.0104	.0113	.0123	.0134	.0145	.0157	.0169
15	.0037	.0041	.0046	.0051	.0057	.0062	.0069	.0075	.0083	.0090
16	.0016	.0019	.0021	.0024	.0026	.0030	.0033	.0037	.0041	.0045
17	.0007	.0008	.0009	.0010	.0012	.0013	.0015	.0017	.0019	.0021
18	.0003	.0003	.0004	.0004	.0005	.0006	.0006	.0007	.0008	.0009
19	.0001	.0001	.0001	.0002	.0002	.0002	.0003	.0003	.0003	.0004
20	.0000	.0000	.0001	.0001	.0001	.0001	.0001	.0001	.0001	.0002
21	.0000	.0000	.0000	.0000	.0000	.0000	.0000	.0000	.0001	.0001

x	7.1	7.2	7.3	7.4	7.5	7.6	7.7	7.8	7.9	8.0
3	.0767	.0719	.0674	.0632	.0591	.0554	.0518	.0485	.0453	.0424
4	.1641	.1555	.1473	.1395	.1321	.1249	.1181	.1117	.1055	.0996
5	.2881	.2759	.2640	.2526	.2414	.2307	.2203	.2103	.2006	.1912
6	.4349	.4204	.4060	.3920	.3782	.3646	.3514	.3384	.3257	.3134
7	.5838	.5689	.5541	.5393	.5246	.5100	.4956	.4812	.4670	.4530
8	.7160	.7027	.6892	.6757	.6620	.6482	.6343	.6204	.6065	.5925
9	.8202	.8096	.7988	.7877	.7764	.7649	.7531	.7411	.7290	.7166
10	.8942	.8867	.8788	.8707	.8622	.8535	.8445	.8352	.8257	.8159
11	.9420	.9371	.9319	.9265	.9208	.9148	.9085	.9020	.8952	.8881
12	.9703	.9673	.9642	.9609	.9573	.9536	.9496	.9454	.9409	.9362
13	.9857	.9841	.9824	.9805	.9784	.9762	.9739	.9714	.9687	.9658
14	.9935	.9927	.9918	.9908	.9897	.9886	.9873	.9859	.9844	.9827
15	.9972	.9969	.9964	.9959	.9954	.9948	.9941	.9934	.9926	.9918
16	.9989	.9987	.9985	.9983	.9980	.9978	.9974	.9971	.9967	.9963
17	.9996	.9995	.9994	.9993	.9992	.9991	.9989	.9988	.9986	.9984
18	.9998	.9998	.9998	.9997	.9997	.9996	.9996	.9995	.9994	.9993
19	.9999	.9999	.9999	.9999	.9999	.9999	.9998	.9998	.9998	.9997
20	1.0000	1.0000	1.0000	1.0000	1.0000	1.0000	.9999	.9999	.9999	.9999
21	1.0000	1.0000	1.0000	1.0000	1.0000	1.0000	1.0000	1.0000	1.0000	1.0000

x	8.1	8.2	8.3	8.4	8.5	8.6	8.7	8.8	8.9	9.0
0	.0003	.0003	.0002	.0002	.0002	.0002	.0002	.0002	.0001	.0001
1	.0025	.0023	.0021	.0019	.0017	.0016	.0014	.0013	.0012	.0011
2	.0100	.0092	.0086	.0079	.0074	.0068	.0063	.0058	.0054	.0050
3	.0269	.0252	.0237	.0222	.0208	.0195	.0183	.0171	.0160	.0150
4	.0544	.0517	.0491	.0466	.0443	.0420	.0398	.0377	.0357	.0337
5	.0882	.0849	.0816	.0784	.0752	.0722	.0692	.0663	.0635	.0607
6	.1191	.1160	.1128	.1097	.1066	.1034	.1003	.0972	.0941	.0911
7	.1378	.1358	.1338	.1317	.1294	.1271	.1247	.1222	.1197	.1171
8	.1395	.1392	.1388	.1382	.1375	.1366	.1356	.1344	.1332	.1318
9	.1256	.1269	.1280	.1290	.1299	.1306	.1311	.1315	.1317	.1318
10	.1017	.1040	.1063	.1084	.1104	.1123	.1140	.1157	.1172	.1186
11	.0749	.0776	.0802	.0828	.0853	.0878	.0902	.0925	.0948	.0970
12	.0505	.0530	.0555	.0579	.0604	.0629	.0654	.0679	.0703	.0728
13	.0315	.0334	.0354	.0374	.0395	.0416	.0438	.0459	.0481	.0504
14	.0182	.0196	.0210	.0225	.0240	.0256	.0272	.0289	.0306	.0324
15	.0098	.0107	.0116	.0126	.0136	.0147	.0158	.0169	.0182	.0194
16	.0050	.0055	.0060	.0066	.0072	.0079	.0086	.0093	.0101	.0109
17	.0024	.0026	.0029	.0033	.0036	.0040	.0044	.0048	.0053	.0058
18	.0011	.0012	.0014	.0015	.0017	.0019	.0021	.0024	.0026	.0029
19	.0005	.0005	.0006	.0007	.0008	.0009	.0010	.0011	.0012	.0014

x	8.1	8.2	8.3	8.4	8.5	8.6	8.7	8.8	8.9	9.0
0	.0003	.0003	.0002	.0002	.0002	.0002	.0002	.0002	.0001	.0001
1	.0028	.0025	.0023	.0021	.0019	.0018	.0016	.0015	.0014	.0012
2	.0127	.0118	.0109	.0100	.0093	.0086	.0079	.0073	.0068	.0062
3	.0396	.0370	.0346	.0323	.0301	.0281	.0262	.0244	.0228	.0212
4	.0940	.0887	.0837	.0789	.0744	.0701	.0660	.0621	.0584	.0550
5	.1822	.1736	.1653	.1573	.1496	.1422	.1352	.1284	.1219	.1157
6	.3013	.2896	.2781	.2670	.2562	.2457	.2355	.2256	.2160	.2068
7	.4391	.4254	.4119	.3987	.3856	.3728	.3602	.3478	.3357	.3239
8	.5786	.5647	.5507	.5369	.5231	.5094	.4958	.4823	.4689	.4557
9	.7041	.6915	.6788	.6659	.6530	.6400	.6269	.6137	.6006	.5874
10	.8058	.7955	.7850	.7743	.7634	.7522	.7409	.7294	.7178	.7060
11	.8807	.8731	.8652	.8571	.8487	.8400	.8311	.8220	.8126	.8030
12	.9313	.9261	.9207	.9150	.9091	.9029	.8965	.8898	.8829	.8758
13	.9628	.9595	.9561	.9524	.9486	.9445	.9403	.9358	.9311	.9261
14	.9810	.9791	.9771	.9749	.9726	.9701	.9675	.9647	.9617	.9585
15	.9908	.9898	.9887	.9875	.9862	.9848	.9832	.9816	.9798	.9780
16	.9958	.9953	.9947	.9941	.9934	.9926	.9918	.9909	.9899	.9889
17	.9982	.9979	.9977	.9973	.9970	.9966	.9962	.9957	.9952	.9947
18	.9992	.9991	.9990	.9989	.9987	.9985	.9983	.9981	.9978	.9976
19	.9997	.9997	.9996	.9995	.9995	.9994	.9993	.9992	.9991	.9989

TABELA 2 – DISTRIBUIÇÃO DE POISSON (Continuação)

A. Função probabilidade

x	8.1	8.2	8.3	8.4	8.5	8.6	8.7	8.8	8.9	9.0
20	.0002	.0002	.0002	.0003	.0003	.0004	.0004	.0005	.0005	.0006
21	.0001	.0001	.0001	.0001	.0001	.0002	.0002	.0002	.0002	.0003
22	.0000	.0000	.0000	.0000	.0001	.0001	.0001	.0001	.0001	.0001

x	9.1	9.2	9.3	9.4	9.5	9.6	9.7	9.8	9.9	10
0	.0001	.0001	.0001	.0001	.0001	.0001	.0001	.0001	.0001	.0000
1	.0010	.0009	.0009	.0008	.0007	.0007	.0006	.0005	.0005	.0005
2	.0046	.0043	.0040	.0037	.0034	.0031	.0029	.0027	.0025	.0023
3	.0140	.0131	.0123	.0115	.0107	.0100	.0093	.0087	.0081	.0076
4	.0319	.0302	.0285	.0269	.0254	.0240	.0226	.0213	.0201	.0189
5	.0581	.0555	.0530	.0506	.0483	.0460	.0439	.0418	.0398	.0378
6	.0881	.0851	.0822	.0793	.0764	.0736	.0709	.0682	.0656	.0631
7	.1145	.1118	.1091	.1064	.1037	.1010	.0982	.0955	.0928	.0901
8	.1302	.1286	.1269	.1251	.1232	.1212	.1191	.1170	.1148	.1126
9	.1317	.1315	.1311	.1306	.1300	.1293	.1284	.1274	.1263	.1251
10	.1198	.1210	.1219	.1228	.1235	.1241	.1245	.1249	.1250	.1251
11	.0991	.1012	.1031	.1049	.1067	.1083	.1098	.1112	.1125	.1137
12	.0752	.0776	.0799	.0822	.0844	.0866	.0888	.0908	.0928	.0948
13	.0526	.0549	.0572	.0594	.0617	.0640	.0662	.0685	.0707	.0729
14	.0342	.0361	.0380	.0399	.0419	.0439	.0459	.0479	.0500	.0521
15	.0208	.0221	.0235	.0250	.0265	.0281	.0297	.0313	.0330	.0347
16	.0118	.0127	.0137	.0147	.0157	.0168	.0180	.0192	.0204	.0217
17	.0063	.0069	.0075	.0081	.0088	.0095	.0103	.0111	.0119	.0128
18	.0032	.0035	.0039	.0042	.0046	.0051	.0055	.0060	.0065	.0071
19	.0015	.0017	.0019	.0021	.0023	.0026	.0028	.0031	.0034	.0037
20	.0007	.0008	.0009	.0010	.0011	.0012	.0014	.0015	.0017	.0019
21	.0003	.0003	.0004	.0004	.0005	.0006	.0006	.0007	.0008	.0009
22	.0001	.0001	.0002	.0002	.0002	.0002	.0003	.0003	.0004	.0004
23	.0000	.0001	.0001	.0001	.0001	.0001	.0001	.0001	.0002	.0002
24	.0000	.0000	.0000	.0000	.0000	.0000	.0000	.0001	.0001	.0001

x	11	12	13	14	15	16	17	18	19	20
0	.0000	.0000	.0000	.0000	.0000	.0000	.0000	.0000	.0000	.0000
1	.0002	.0001	.0000	.0000	.0000	.0000	.0000	.0000	.0000	.0000
2	.0010	.0004	.0002	.0001	.0000	.0000	.0000	.0000	.0000	.0000
3	.0037	.0018	.0008	.0004	.0002	.0001	.0000	.0000	.0000	.0000
4	.0102	.0053	.0027	.0013	.0006	.0003	.0001	.0001	.0000	.0000
5	.0224	.0127	.0070	.0037	.0019	.0010	.0005	.0002	.0001	.0001
6	.0411	.0255	.0152	.0087	.0048	.0026	.0014	.0007	.0004	.0002
7	.0646	.0437	.0281	.0174	.0104	.0060	.0034	.0019	.0010	.0005
8	.0888	.0655	.0457	.0304	.0194	.0120	.0072	.0042	.0024	.0013

B. Função de distribuição

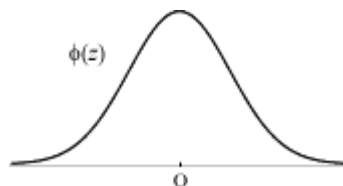
x	8.1	8.2	8.3	8.4	8.5	8.6	8.7	8.8	8.9	9.0
20	.9999	.9999	.9998	.9998	.9998	.9998	.9997	.9997	.9996	.9996
21	1.0000	1.0000	.9999	.9999	.9999	.9999	.9999	.9999	.9998	.9998
22	1.0000	1.0000	1.0000	1.0000	1.0000	1.0000	1.0000	1.0000	1.0000	1.0000

x	9.1	9.2	9.3	9.4	9.5	9.6	9.7	9.8	9.9	10
0	.0001	.0001	.0001	.0001	.0001	.0001	.0001	.0001	.0001	.0000
1	.0011	.0010	.0009	.0009	.0008	.0007	.0007	.0006	.0005	.0005
2	.0058	.0053	.0049	.0045	.0042	.0038	.0035	.0033	.0030	.0028
3	.0198	.0184	.0172	.0160	.0149	.0138	.0129	.0120	.0111	.0103
4	.0517	.0486	.0456	.0429	.0403	.0378	.0355	.0333	.0312	.0293
5	.1098	.1041	.0986	.0935	.0885	.0838	.0793	.0750	.0710	.0671
6	.1978	.1892	.1808	.1727	.1649	.1574	.1502	.1433	.1366	.1301
7	.3123	.3010	.2900	.2792	.2687	.2584	.2485	.2388	.2294	.2202
8	.4426	.4296	.4168	.4042	.3918	.3796	.3676	.3558	.3442	.3328
9	.5742	.5611	.5479	.5349	.5218	.5089	.4960	.4832	.4705	.4579
10	.6941	.6820	.6699	.6576	.6453	.6329	.6205	.6080	.5955	.5830
11	.7932	.7832	.7730	.7626	.7520	.7412	.7303	.7193	.7081	.6968
12	.8684	.8607	.8529	.8448	.8364	.8279	.8191	.8101	.8009	.7916
13	.9210	.9156	.9100	.9042	.8981	.8919	.8853	.8786	.8716	.8645
14	.9552	.9517	.9480	.9441	.9400	.9357	.9312	.9265	.9216	.9165
15	.9760	.9738	.9715	.9691	.9665	.9638	.9609	.9579	.9546	.9513
16	.9878	.9865	.9852	.9838	.9823	.9806	.9789	.9770	.9751	.9730
17	.9941	.9934	.9927	.9919	.9911	.9902	.9892	.9881	.9870	.9857
18	.9973	.9969	.9966	.9962	.9957	.9952	.9947	.9941	.9935	.9928
19	.9988	.9986	.9985	.9983	.9980	.9978	.9975	.9972	.9969	.9965
20	.9995	.9994	.9993	.9992	.9991	.9990	.9989	.9987	.9986	.9984
21	.9998	.9998	.9997	.9997	.9996	.9996	.9995	.9995	.9994	.9993
22	.9999	.9999	.9999	.9999	.9999	.9998	.9998	.9998	.9997	.9997
23	1.0000	1.0000	1.0000	1.0000	.9999	.9999	.9999	.9999	.9999	.9999
24	1.0000	1.0000	1.0000	1.0000	1.0000	1.0000	1.0000	1.0000	1.0000	1.0000

x	11	12	13	14	15	16	17	18	19	20
0	.0000	.0000	.0000	.0000	.0000	.0000	.0000	.0000	.0000	.0000
1	.0002	.0001	.0000	.0000	.0000	.0000	.0000	.0000	.0000	.0000
2	.0012	.0005	.0002	.0001	.0000	.0000	.0000	.0000	.0000	.0000
3	.0049	.0023	.0011	.0005	.0002	.0001	.0000	.0000	.0000	.0000
4	.0151	.0076	.0037	.0018	.0009	.0004	.0002	.0001	.0000	.0000
5	.0375	.0203	.0107	.0055	.0028	.0014	.0007	.0003	.0002	.0001
6	.0786	.0458	.0259	.0142	.0076	.0040	.0021	.0010	.0005	.0003
7	.1432	.0895	.0540	.0316	.0180	.0100	.0054	.0029	.0015	.0008
8	.2320	.1550	.0998	.0621	.0374	.0220	.0126	.0071	.0039	.0021

TABELA 3 – DISTRIBUIÇÃO NORMAL – Função densidade

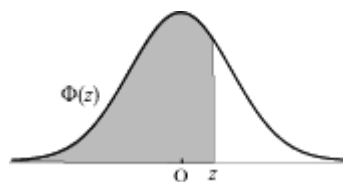
$$\phi(z) = \frac{1}{\sqrt{2\pi}} e^{-z^2/2}$$



z	.00	.01	.02	.03	.04	.05	.06	.07	.08	.09
.0	.3989	.3989	.3989	.3988	.3986	.3984	.3982	.3980	.3977	.3973
.1	.3970	.3965	.3961	.3956	.3951	.3945	.3939	.3932	.3925	.3918
.2	.3910	.3902	.3894	.3885	.3876	.3867	.3857	.3847	.3836	.3825
.3	.3814	.3802	.3790	.3778	.3765	.3752	.3739	.3725	.3712	.3697
.4	.3683	.3668	.3653	.3637	.3621	.3605	.3589	.3572	.3555	.3538
.5	.3521	.3503	.3485	.3467	.3448	.3429	.3410	.3391	.3372	.3352
.6	.3332	.3312	.3292	.3271	.3251	.3230	.3209	.3187	.3166	.3144
.7	.3123	.3101	.3079	.3056	.3034	.3011	.2989	.2966	.2943	.2920
.8	.2897	.2874	.2850	.2827	.2803	.2780	.2756	.2732	.2709	.2685
.9	.2661	.2637	.2613	.2589	.2565	.2541	.2516	.2492	.2468	.2444
1.0	.2420	.2396	.2371	.2347	.2323	.2299	.2275	.2251	.2227	.2203
1.1	.2179	.2155	.2131	.2107	.2083	.2059	.2036	.2012	.1989	.1965
1.2	.1942	.1919	.1895	.1872	.1849	.1826	.1804	.1781	.1758	.1736
1.3	.1714	.1691	.1669	.1647	.1626	.1604	.1582	.1561	.1539	.1518
1.4	.1497	.1476	.1456	.1435	.1415	.1394	.1374	.1354	.1334	.1315
1.5	.1295	.1276	.1257	.1238	.1219	.1200	.1182	.1163	.1145	.1127
1.6	.1109	.1092	.1074	.1057	.1040	.1023	.1006	.0989	.0973	.0957
1.7	.0940	.0925	.0909	.0893	.0878	.0863	.0848	.0833	.0818	.0804
1.8	.0790	.0775	.0761	.0748	.0734	.0721	.0707	.0694	.0681	.0669
1.9	.0656	.0644	.0632	.0620	.0608	.0596	.0584	.0573	.0562	.0551
2.0	.0540	.0529	.0519	.0508	.0498	.0488	.0478	.0468	.0459	.0449
2.1	.0440	.0431	.0422	.0413	.0404	.0396	.0387	.0379	.0371	.0363
2.2	.0355	.0347	.0339	.0332	.0325	.0317	.0310	.0303	.0297	.0290
2.3	.0283	.0277	.0270	.0264	.0258	.0252	.0246	.0241	.0235	.0229
2.4	.0224	.0219	.0213	.0208	.0203	.0198	.0194	.0189	.0184	.0180
2.5	.0175	.0171	.0167	.0163	.0158	.0154	.0151	.0147	.0143	.0139
2.6	.0136	.0132	.0129	.0126	.0122	.0119	.0116	.0113	.0110	.0107
2.7	.0104	.0101	.0099	.0096	.0093	.0091	.0088	.0086	.0084	.0081
2.8	.0079	.0077	.0075	.0073	.0071	.0069	.0067	.0065	.0063	.0061
2.9	.0060	.0058	.0056	.0055	.0053	.0051	.0050	.0048	.0047	.0046
3.0	.0044	.0043	.0042	.0040	.0039	.0038	.0037	.0036	.0035	.0034
3.1	.0033	.0032	.0031	.0030	.0029	.0028	.0027	.0026	.0025	.0025
3.2	.0024	.0023	.0022	.0022	.0021	.0020	.0020	.0019	.0018	.0018
3.3	.0017	.0017	.0016	.0016	.0015	.0015	.0014	.0014	.0013	.0013
3.4	.0012	.0012	.0012	.0011	.0011	.0010	.0010	.0010	.0009	.0009

TABELA 4 – DISTRIBUIÇÃO NORMAL – Função de distribuição

$$\Phi(z) = P(Z \leq z) = \int_{-\infty}^z \frac{1}{\sqrt{2\pi}} e^{-x^2/2} dx$$



z	.00	.01	.02	.03	.04	.05	.06	.07	.08	.09
.0	.5000	.5040	.5080	.5120	.5160	.5199	.5239	.5279	.5319	.5359
.1	.5398	.5438	.5478	.5517	.5557	.5596	.5636	.5675	.5714	.5753
.2	.5793	.5832	.5871	.5910	.5948	.5987	.6026	.6064	.6103	.6141
.3	.6179	.6217	.6255	.6293	.6331	.6368	.6406	.6443	.6480	.6517
.4	.6554	.6591	.6628	.6664	.6700	.6736	.6772	.6808	.6844	.6879
.5	.6915	.6950	.6985	.7019	.7054	.7088	.7123	.7157	.7190	.7224
.6	.7257	.7291	.7324	.7357	.7389	.7422	.7454	.7486	.7517	.7549
.7	.7580	.7611	.7642	.7673	.7704	.7734	.7764	.7794	.7823	.7852
.8	.7881	.7910	.7939	.7967	.7995	.8023	.8051	.8078	.8106	.8133
.9	.8159	.8186	.8212	.8238	.8264	.8289	.8315	.8340	.8365	.8389
1.0	.8413	.8438	.8461	.8485	.8508	.8531	.8554	.8577	.8599	.8621
1.1	.8643	.8665	.8686	.8708	.8729	.8749	.8770	.8790	.8810	.8830
1.2	.8849	.8869	.8888	.8907	.8925	.8944	.8962	.8980	.8997	.9015
1.3	.9032	.9049	.9066	.9082	.9099	.9115	.9131	.9147	.9162	.9177
1.4	.9192	.9207	.9222	.9236	.9251	.9265	.9279	.9292	.9306	.9319
1.5	.9332	.9345	.9357	.9370	.9382	.9394	.9406	.9418	.9429	.9441
1.6	.9452	.9463	.9474	.9484	.9495	.9505	.9515	.9525	.9535	.9545
1.7	.9554	.9564	.9573	.9582	.9591	.9599	.9608	.9616	.9625	.9633
1.8	.9641	.9649	.9656	.9664	.9671	.9678	.9686	.9693	.9699	.9706
1.9	.9713	.9719	.9726	.9732	.9738	.9744	.9750	.9756	.9761	.9767
2.0	.9772	.9778	.9783	.9788	.9793	.9798	.9803	.9808	.9812	.9817
2.1	.9821	.9826	.9830	.9834	.9838	.9842	.9846	.9850	.9854	.9857
2.2	.9861	.9864	.9868	.9871	.9875	.9878	.9881	.9884	.9887	.9890
2.3	.9893	.9896	.9898	.9901	.9904	.9906	.9909	.9911	.9913	.9916
2.4	.9918	.9920	.9922	.9925	.9927	.9929	.9931	.9932	.9934	.9936
2.5	.9938	.9940	.9941	.9943	.9945	.9946	.9948	.9949	.9951	.9952
2.6	.9953	.9955	.9956	.9957	.9959	.9960	.9961	.9962	.9963	.9964
2.7	.9965	.9966	.9967	.9968	.9969	.9970	.9971	.9972	.9973	.9974
2.8	.9974	.9975	.9976	.9977	.9977	.9978	.9979	.9979	.9980	.9981
2.9	.9981	.9982	.9982	.9983	.9984	.9984	.9985	.9985	.9986	.9986
3.0	.9987	.9987	.9987	.9988	.9988	.9989	.9989	.9989	.9990	.9990
3.1	.9990	.9991	.9991	.9991	.9992	.9992	.9992	.9992	.9993	.9993
3.2	.9993	.9993	.9994	.9994	.9994	.9994	.9994	.9995	.9995	.9995
3.3	.9995	.9995	.9995	.9996	.9996	.9996	.9996	.9996	.9996	.9997
3.4	.9997	.9997	.9997	.9997	.9997	.9997	.9997	.9997	.9997	.9998

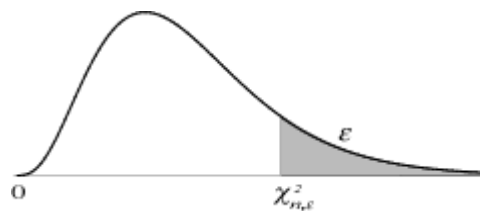
TABELA 5 – DISTRIBUIÇÃO NORMAL: $\Phi^{-1}(z)$

ε	.0005	.0010	.0050	.0100	.0200	.0250	.0500	.1000	.2000	.3000	.4000
z_ε	3.290	3.090	2.576	2.326	2.054	1.960	1.645	1.282	.842	.524	.253
$z_{\varepsilon/2}$	3.481	3.290	2.807	2.576	2.326	2.241	1.960	1.645	1.282	1.036	.842

$$z_\varepsilon : P(Z > z_\varepsilon) = \varepsilon ; \quad z_{\varepsilon/2} : P(|Z| > z_{\varepsilon/2}) = \varepsilon .$$

TABELA 6 – DISTRIBUIÇÃO DO QUI-QUADRADO

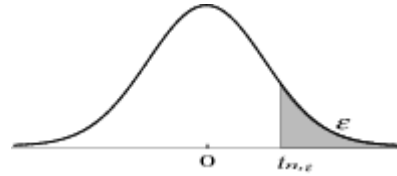
$$\chi^2_{n,\varepsilon} : P(X > \chi^2_{n,\varepsilon}) = \varepsilon$$



ε	.995	.990	.975	.950	.900	.750	.500	.250	.100	.050	.025	.010	.005	.001
n														
1	.000	.000	.001	.004	.016	.102	.455	1.323	2.706	3.841	5.024	6.635	7.879	10.827
2	.010	.020	.051	.103	.211	.575	1.386	2.773	4.605	5.991	7.378	9.210	10.597	13.815
3	.072	.115	.216	.352	.584	1.213	2.366	4.108	6.251	7.815	9.348	11.345	12.838	16.266
4	.207	.297	.484	.711	1.064	1.923	3.357	5.385	7.779	9.488	11.143	13.277	14.860	18.466
5	.412	.554	.831	1.145	1.610	2.675	4.351	6.626	9.236	11.070	12.832	15.086	16.750	20.515
6	.676	.872	1.237	1.635	2.204	3.455	5.348	7.841	10.645	12.592	14.449	16.812	18.548	22.457
7	.989	1.239	1.690	2.167	2.833	4.255	6.346	9.037	12.017	14.067	16.013	18.475	20.278	24.321
8	1.344	1.647	2.180	2.733	3.490	5.071	7.344	10.219	13.362	15.507	17.535	20.090	21.955	26.124
9	1.735	2.088	2.700	3.325	4.168	5.899	8.343	11.389	14.684	16.919	19.023	21.666	23.589	27.877
10	2.156	2.558	3.247	3.940	4.865	6.737	9.342	12.549	15.987	18.307	20.483	23.209	25.188	29.588
11	2.603	3.053	3.816	4.575	5.578	7.584	10.341	13.701	17.275	19.675	21.920	24.725	26.757	31.264
12	3.074	3.571	4.404	5.226	6.304	8.438	11.340	14.845	18.549	21.026	23.337	26.217	28.300	32.909
13	3.565	4.107	5.009	5.892	7.041	9.299	12.340	15.984	19.812	22.362	24.736	27.688	29.819	34.527
14	4.075	4.660	5.629	6.571	7.790	10.165	13.339	17.117	21.064	23.685	26.119	29.141	31.319	36.124
15	4.601	5.229	6.262	7.261	8.547	11.037	14.339	18.245	22.307	24.996	27.488	30.578	32.801	37.698
16	5.142	5.812	6.908	7.962	9.312	11.912	15.338	19.369	23.542	26.296	28.845	32.000	34.267	39.252
17	5.697	6.408	7.564	8.672	10.085	12.792	16.338	20.489	24.769	27.587	30.191	33.409	35.718	40.791
18	6.265	7.015	8.231	9.390	10.865	13.675	17.338	21.605	25.989	28.869	31.526	34.805	37.156	42.312
19	6.844	7.633	8.907	10.117	11.651	14.562	18.338	22.718	27.204	30.144	32.852	36.191	38.582	43.819
20	7.434	8.260	9.591	10.851	12.443	15.452	19.337	23.828	28.412	31.410	34.170	37.566	39.997	45.314
21	8.034	8.897	10.283	11.591	13.240	16.344	20.337	24.935	29.615	32.671	35.479	38.932	41.401	46.796
22	8.643	9.542	10.982	12.338	14.041	17.240	21.337	26.039	30.813	33.924	36.781	40.289	42.796	48.268
23	9.260	10.196	11.689	13.091	14.848	18.137	22.337	27.141	32.007	35.172	38.076	41.638	44.181	49.728
24	9.886	10.856	12.401	13.848	15.659	19.037	23.337	28.241	33.196	36.415	39.364	42.980	45.558	51.179
25	10.520	11.524	13.120	14.611	16.473	19.939	24.337	29.339	34.382	37.652	40.646	44.314	46.928	52.619
26	11.160	12.198	13.844	15.379	17.292	20.843	25.336	30.435	35.563	38.885	41.923	45.642	48.290	54.051
27	11.808	12.878	14.573	16.151	18.114	21.749	26.336	31.528	36.741	40.113	43.195	46.963	49.645	55.475
28	12.461	13.565	15.308	16.928	18.939	22.657	27.336	32.620	37.916	41.337	44.461	48.278	50.994	56.892
29	13.121	14.256	16.047	17.708	19.768	23.567	28.336	33.711	39.087	42.557	45.722	49.588	52.335	58.301
30	13.787	14.953	16.791	18.493	20.599	24.478	29.336	34.800	40.256	43.773	46.979	50.892	53.672	59.702
40	20.707	22.164	24.433	26.509	29.051	33.660	39.335	45.616	51.805	55.758	59.342	63.691	66.766	73.403
50	27.991	29.707	32.357	34.764	37.689	42.942	49.335	56.334	63.167	67.505	71.420	76.154	79.490	86.660
60	35.534	37.485	40.482	43.188	46.459	52.294	59.335	66.981	74.397	79.082	83.298	88.379	91.952	99.608
70	43.275	45.442	48.758	51.739	55.329	61.698	69.334	77.577	85.527	90.531	95.023	100.425	104.215	112.317
80	51.172	53.540	57.153	60.391	64.278	71.145	79.334	88.130	96.578	101.879	106.629	112.329	116.321	124.839
90	59.196	61.754	65.647	69.126	73.291	80.625	89.334	98.650	107.565	113.145	118.136	124.116	128.299	137.208
100	67.328	70.065	74.222	77.929	82.358	90.133	99.334	109.141	118.498	124.342	129.561	135.807	140.170	149.449

TABELA 7 – DISTRIBUIÇÃO *t*-“Student”

$$t_{n,\varepsilon} : P(X > t_{n,\varepsilon}) = \varepsilon$$



ε	.400	.250	.100	.050	.025	.010	.005	.001
n								
1	.325	1,000	3.078	6.314	12.706	31.821	63.656	318.289
2	.289	.816	1.886	2.920	4.303	6.965	9.925	22.328
3	.277	.765	1.638	2.353	3.182	4.541	5.841	10.214
4	.271	.741	1.533	2.132	2.776	3.747	4.604	7.173
5	.267	.727	1.476	2.015	2.571	3.365	4.032	5.894
6	.265	.718	1.440	1.943	2.447	3.143	3.707	5.208
7	.263	.711	1.415	1.895	2.365	2.998	3.499	4.785
8	.262	.706	1.397	1.860	2.306	2.896	3.355	4.501
9	.261	.703	1.383	1.833	2.262	2.821	3.250	4.297
10	.260	.700	1.372	1.812	2.228	2.764	3.169	4.144
11	.260	.697	1.363	1.796	2.201	2.718	3.106	4.025
12	.259	.695	1.356	1.782	2.179	2.681	3.055	3.930
13	.259	.694	1.350	1.771	2.160	2.650	3.012	3.852
14	.258	.692	1.345	1.761	2.145	2.624	2.977	3.787
15	.258	.691	1.341	1.753	2.131	2.602	2.947	3.733
16	.258	.690	1.337	1.746	2.120	2.583	2.921	3.686
17	.257	.689	1.333	1.740	2.110	2.567	2.898	3.646
18	.257	.688	1.330	1.734	2.101	2.552	2.878	3.610
19	.257	.688	1.328	1.729	2.093	2.539	2.861	3.579
20	.257	.687	1.325	1.725	2.086	2.528	2.845	3.552
21	.257	.686	1.323	1.721	2.080	2.518	2.831	3.527
22	.256	.686	1.321	1.717	2.074	2.508	2.819	3.505
23	.256	.685	1.319	1.714	2.069	2.500	2.807	3.485
24	.256	.685	1.318	1.711	2.064	2.492	2.797	3.467
25	.256	.684	1.316	1.708	2.060	2.485	2.787	3.450
26	.256	.684	1.315	1.706	2.056	2.479	2.779	3.435
27	.256	.684	1.314	1.703	2.052	2.473	2.771	3.421
28	.256	.683	1.313	1.701	2.048	2.467	2.763	3.408
29	.256	.683	1.311	1.699	2.045	2.462	2.756	3.396
30	.256	.683	1.310	1.697	2.042	2.457	2.750	3.385
40	.255	.681	1.303	1.684	2.021	2.423	2.704	3.307
50	.255	.679	1.299	1.676	2.009	2.403	2.678	3.261
60	.254	.679	1.296	1.671	2.000	2.390	2.660	3.232
70	.254	.678	1.294	1.667	1.994	2.381	2.648	3.211
80	.254	.678	1.292	1.664	1.990	2.374	2.639	3.195
90	.254	.677	1.291	1.662	1.987	2.368	2.632	3.183
100	.254	.677	1.290	1.660	1.984	2.364	2.626	3.174
120	.254	.677	1.289	1.658	1.980	2.358	2.617	3.160
∞	.253	.674	1.282	1.645	1.960	2.326	2.576	3.090

TABELA 8 – DISTRIBUIÇÃO F-SNEDCOR

$$F_{m,n,\varepsilon} : P(X > F_{m,n,\varepsilon}) = \varepsilon$$



		m - graus de liberdade do numerador																			
		ε	1	2	3	4	5	6	7	8	9	10	12	15	20	24	30	40	60	120	∞
n - graus de liberdade do denominador	1	.100	39.86	49.50	53.59	55.83	57.24	58.20	58.91	59.44	59.86	60.19	60.71	61.22	61.74	62.00	62.26	62.53	62.79	63.06	63.33
		.050	161.45	199.50	215.71	224.58	230.16	233.99	236.77	238.88	240.54	241.88	243.90	245.95	248.02	249.05	250.10	251.14	252.20	253.25	254.32
		.025	647.79	799.48	864.15	899.60	921.83	937.11	948.20	956.64	963.28	968.63	976.72	984.87	993.08	997.27	1001.40	1005.60	1009.79	1014.04	1018.26
		.010	4052.18	4999.34	5403.53	5624.26	5763.96	5858.95	5928.33	5980.95	6022.40	6055.93	6106.68	6156.97	6208.66	6234.27	6260.35	6286.43	6312.97	6339.51	6365.59
	2	.100	8.53	9.00	9.16	9.24	9.29	9.33	9.35	9.37	9.38	9.39	9.41	9.42	9.44	9.45	9.46	9.47	9.47	9.48	9.49
		.050	18.51	19.00	19.16	19.25	19.30	19.33	19.35	19.37	19.38	19.40	19.41	19.43	19.45	19.45	19.46	19.47	19.48	19.49	19.50
		.025	38.51	39.00	39.17	39.25	39.30	39.33	39.36	39.37	39.39	39.40	39.41	39.43	39.45	39.46	39.46	39.47	39.48	39.49	39.50
		.010	98.50	99.00	99.16	99.25	99.30	99.33	99.36	99.38	99.39	99.40	99.42	99.43	99.45	99.46	99.47	99.48	99.48	99.49	99.50
	3	.100	5.54	5.46	5.39	5.34	5.31	5.28	5.27	5.25	5.24	5.23	5.22	5.20	5.18	5.18	5.17	5.16	5.15	5.14	5.13
		.050	10.13	9.55	9.28	9.12	9.01	8.94	8.89	8.85	8.81	8.79	8.74	8.70	8.66	8.64	8.62	8.59	8.57	8.55	8.53
		.025	17.44	16.04	15.44	15.10	14.88	14.73	14.62	14.54	14.47	14.42	14.34	14.25	14.17	14.12	14.08	14.04	13.99	13.95	13.90
		.010	34.12	30.82	29.46	28.71	28.24	27.91	27.67	27.49	27.34	27.23	27.05	26.87	26.69	26.60	26.50	26.41	26.32	26.22	26.13
	4	.100	4.54	4.32	4.19	4.11	4.05	4.01	3.98	3.95	3.94	3.92	3.90	3.87	3.84	3.83	3.82	3.80	3.79	3.78	3.76
		.050	7.71	6.94	6.59	6.39	6.26	6.16	6.09	6.04	6.00	5.96	5.91	5.86	5.80	5.77	5.75	5.72	5.69	5.66	5.63
		.025	12.22	10.65	9.98	9.60	9.36	9.20	9.07	8.98	8.90	8.84	8.75	8.66	8.56	8.51	8.46	8.41	8.36	8.31	8.26
		.010	21.20	18.00	16.69	15.98	15.52	15.21	14.98	14.80	14.66	14.55	14.37	14.20	14.02	13.93	13.84	13.75	13.65	13.56	13.46
	5	.100	4.06	3.78	3.62	3.52	3.45	3.40	3.37	3.34	3.32	3.30	3.27	3.24	3.21	3.19	3.17	3.16	3.14	3.12	3.11
		.050	6.61	5.79	5.41	5.19	5.05	4.95	4.88	4.82	4.77	4.74	4.68	4.62	4.56	4.53	4.50	4.46	4.43	4.40	4.37
		.025	10.01	8.43	7.76	7.39	7.15	6.98	6.85	6.76	6.68	6.62	6.52	6.43	6.33	6.28	6.23	6.18	6.12	6.07	6.02
		.010	16.26	13.27	12.06	11.39	10.97	10.67	10.46	10.29	10.16	10.05	9.89	9.72	9.55	9.47	9.38	9.29	9.20	9.11	9.02
6	.100	3.78	3.46	3.29	3.18	3.11	3.05	3.01	2.98	2.96	2.94	2.90	2.87	2.84	2.82	2.80	2.78	2.76	2.74	2.72	
	.050	5.99	5.14	4.76	4.53	4.39	4.28	4.21	4.15	4.10	4.06	4.00	3.94	3.87	3.84	3.81	3.77	3.74	3.70	3.67	
	.025	8.81	7.26	6.60	6.23	5.99	5.82	5.70	5.60	5.52	5.46	5.37	5.27	5.17	5.12	5.07	5.01	4.96	4.90	4.85	
	.010	13.75	10.92	9.78	9.15	8.75	8.47	8.26	8.10	7.98	7.87	7.72	7.56	7.40	7.31	7.23	7.14	7.06	6.97	6.88	
7	.100	3.59	3.26	3.07	2.96	2.88	2.83	2.78	2.75	2.72	2.70	2.67	2.63	2.59	2.58	2.56	2.54	2.51	2.49	2.47	
	.050	5.59	4.74	4.35	4.12	3.97	3.87	3.79	3.73	3.68	3.64	3.57	3.51	3.44	3.41	3.38	3.34	3.30	3.27	3.23	
	.025	8.07	6.54	5.89	5.52	5.29	5.12	4.99	4.90	4.82	4.76	4.67	4.57	4.47	4.41	4.36	4.31	4.25	4.20	4.14	
	.010	12.25	9.55	8.45	7.85	7.46	7.19	6.99	6.84	6.72	6.62	6.47	6.31	6.16	6.07	5.99	5.91	5.82	5.74	5.65	
8	.100	3.46	3.11	2.92	2.81	2.73	2.67	2.62	2.59	2.56	2.54	2.50	2.46	2.42	2.40	2.38	2.36	2.34	2.32	2.29	
	.050	5.32	4.46	4.07	3.84	3.69	3.58	3.50	3.44	3.39	3.35	3.28	3.22	3.15	3.12	3.08	3.04	3.01	2.97	2.93	
	.025	7.57	6.06	5.42	5.05	4.82	4.65	4.53	4.43	4.36	4.30	4.20	4.10	4.00	3.95	3.89	3.84	3.78	3.73	3.67	
	.010	11.26	8.65	7.59	7.01	6.63	6.37	6.18	6.03	5.91	5.81	5.67	5.52	5.36	5.28	5.20	5.12	5.03	4.95	4.86	
9	.100	3.36	3.01	2.81	2.69	2.61	2.55	2.51	2.47	2.44	2.42	2.38	2.34	2.30	2.28	2.25	2.23	2.21	2.18	2.16	
	.050	5.12	4.26	3.86	3.63	3.48	3.37	3.29	3.23	3.18	3.14	3.07	3.01	2.94	2.90	2.86	2.83	2.79	2.75	2.71	
	.025	7.21	5.71	5.08	4.72	4.48	4.32	4.20	4.10	4.03	3.96	3.87	3.77	3.67	3.61	3.56	3.51	3.45	3.39	3.33	
	.010	10.56	8.02	6.99	6.42	6.06	5.80	5.61	5.47	5.35	5.26	5.11	4.96	4.81	4.73	4.65	4.57	4.48	4.40	4.31	

TABELA 8 – DISTRIBUIÇÃO F-SNEDCOR (Continuação)

		m – graus de liberdade do numerador																			
		ϵ	1	2	3	4	5	6	7	8	9	10	12	15	20	24	30	40	60	120	∞
n – graus de liberdade do denominador	10	.100	3.29	2.92	2.73	2.61	2.52	2.46	2.41	2.38	2.35	2.32	2.28	2.24	2.20	2.18	2.16	2.13	2.11	2.08	2.06
		.050	4.96	4.10	3.71	3.48	3.33	3.22	3.14	3.07	3.02	2.98	2.91	2.85	2.77	2.74	2.70	2.66	2.62	2.58	2.54
		.025	6.94	5.46	4.83	4.47	4.24	4.07	3.95	3.85	3.78	3.72	3.62	3.52	3.42	3.37	3.31	3.26	3.20	3.14	3.08
		.010	10.04	7.56	6.55	5.99	5.64	5.39	5.20	5.06	4.94	4.85	4.71	4.56	4.41	4.33	4.25	4.17	4.08	4.00	3.91
	11	.100	3.23	2.86	2.66	2.54	2.45	2.39	2.34	2.30	2.27	2.25	2.21	2.17	2.12	2.10	2.08	2.05	2.03	2.00	1.97
		.050	4.84	3.98	3.59	3.36	3.20	3.09	3.01	2.95	2.90	2.85	2.79	2.72	2.65	2.61	2.57	2.53	2.49	2.45	2.40
		.025	6.72	5.26	4.63	4.28	4.04	3.88	3.76	3.66	3.59	3.53	3.43	3.33	3.23	3.17	3.12	3.06	3.00	2.94	2.88
		.010	9.65	7.21	6.22	5.67	5.32	5.07	4.89	4.74	4.63	4.54	4.40	4.25	4.10	4.02	3.94	3.86	3.78	3.69	3.60
	12	.100	3.18	2.81	2.61	2.48	2.39	2.33	2.28	2.24	2.21	2.19	2.15	2.10	2.06	2.04	2.01	1.99	1.96	1.93	1.90
		.050	4.75	3.89	3.49	3.26	3.11	3.00	2.91	2.85	2.80	2.75	2.69	2.62	2.54	2.51	2.47	2.43	2.38	2.34	2.30
		.025	6.55	5.10	4.47	4.12	3.89	3.73	3.61	3.51	3.44	3.37	3.28	3.18	3.07	3.02	2.96	2.91	2.85	2.79	2.72
		.010	9.33	6.93	5.95	5.41	5.06	4.82	4.64	4.50	4.39	4.30	4.16	4.01	3.86	3.78	3.70	3.62	3.54	3.45	3.36
	13	.100	3.14	2.76	2.56	2.43	2.35	2.28	2.23	2.20	2.16	2.14	2.10	2.05	2.01	1.98	1.96	1.93	1.90	1.88	1.85
		.050	4.67	3.81	3.41	3.18	3.03	2.92	2.83	2.77	2.71	2.67	2.60	2.53	2.46	2.42	2.38	2.34	2.30	2.25	2.21
		.025	6.41	4.97	4.35	4.00	3.77	3.60	3.48	3.39	3.31	3.25	3.15	3.05	2.95	2.89	2.84	2.78	2.72	2.66	2.60
		.010	9.07	6.70	5.74	5.21	4.86	4.62	4.44	4.30	4.19	4.10	3.96	3.82	3.66	3.59	3.51	3.43	3.34	3.25	3.17
	14	.100	3.10	2.73	2.52	2.39	2.31	2.24	2.19	2.15	2.12	2.10	2.05	2.01	1.96	1.94	1.91	1.89	1.86	1.83	1.80
		.050	4.60	3.74	3.34	3.11	2.96	2.85	2.76	2.70	2.65	2.60	2.53	2.46	2.39	2.35	2.31	2.27	2.22	2.18	2.13
		.025	6.30	4.86	4.24	3.89	3.66	3.50	3.38	3.29	3.21	3.15	3.05	2.95	2.84	2.79	2.73	2.67	2.61	2.55	2.49
		.010	8.86	6.51	5.56	5.04	4.69	4.46	4.28	4.14	4.03	3.94	3.80	3.66	3.51	3.43	3.35	3.27	3.18	3.09	3.00
15	.100	3.07	2.70	2.49	2.36	2.27	2.21	2.16	2.12	2.09	2.06	2.02	1.97	1.92	1.90	1.87	1.85	1.82	1.79	1.76	
	.050	4.54	3.68	3.29	3.06	2.90	2.79	2.71	2.64	2.59	2.54	2.48	2.40	2.33	2.29	2.25	2.20	2.16	2.11	2.07	
	.025	6.20	4.77	4.15	3.80	3.58	3.41	3.29	3.20	3.12	3.06	2.96	2.86	2.76	2.70	2.64	2.59	2.52	2.46	2.40	
	.010	8.68	6.36	5.42	4.89	4.56	4.32	4.14	4.00	3.89	3.80	3.67	3.52	3.37	3.29	3.21	3.13	3.05	2.96	2.87	
16	.100	3.05	2.67	2.46	2.33	2.24	2.18	2.13	2.09	2.06	2.03	1.99	1.94	1.89	1.87	1.84	1.81	1.78	1.75	1.72	
	.050	4.49	3.63	3.24	3.01	2.85	2.74	2.66	2.59	2.54	2.49	2.42	2.35	2.28	2.24	2.19	2.15	2.11	2.06	2.01	
	.025	6.12	4.69	4.08	3.73	3.50	3.34	3.22	3.12	3.05	2.99	2.89	2.79	2.68	2.63	2.57	2.51	2.45	2.38	2.32	
	.010	8.53	6.23	5.29	4.77	4.44	4.20	4.03	3.89	3.78	3.69	3.55	3.41	3.26	3.18	3.10	3.02	2.93	2.84	2.75	
17	.100	3.03	2.64	2.44	2.31	2.22	2.15	2.10	2.06	2.03	2.00	1.96	1.91	1.86	1.84	1.81	1.78	1.75	1.72	1.69	
	.050	4.45	3.59	3.20	2.96	2.81	2.70	2.61	2.55	2.49	2.45	2.38	2.31	2.23	2.19	2.15	2.10	2.06	2.01	1.96	
	.025	6.04	4.62	4.01	3.66	3.44	3.28	3.16	3.06	2.98	2.92	2.82	2.72	2.62	2.56	2.50	2.44	2.38	2.32	2.25	
	.010	8.40	6.11	5.19	4.67	4.34	4.10	3.93	3.79	3.68	3.59	3.46	3.31	3.16	3.08	3.00	2.92	2.83	2.75	2.65	
18	.100	3.01	2.62	2.42	2.29	2.20	2.13	2.08	2.04	2.00	1.98	1.93	1.89	1.84	1.81	1.78	1.75	1.72	1.69	1.66	
	.050	4.41	3.55	3.16	2.93	2.77	2.66	2.58	2.51	2.46	2.41	2.34	2.27	2.19	2.15	2.11	2.06	2.02	1.97	1.92	
	.025	5.98	4.56	3.95	3.61	3.38	3.22	3.10	3.01	2.93	2.87	2.77	2.67	2.56	2.50	2.44	2.38	2.32	2.26	2.19	
	.010	8.29	6.01	5.09	4.58	4.25	4.01	3.84	3.71	3.60	3.51	3.37	3.23	3.08	3.00	2.92	2.84	2.75	2.66	2.57	
19	.100	2.99	2.61	2.40	2.27	2.18	2.11	2.06	2.02	1.98	1.96	1.91	1.86	1.81	1.79	1.76	1.73	1.70	1.67	1.63	
	.050	4.38	3.52	3.13	2.90	2.74	2.63	2.54	2.48	2.42	2.38	2.31	2.23	2.16	2.11	2.07	2.03	1.98	1.93	1.88	
	.025	5.92	4.51	3.90	3.56	3.33	3.17	3.05	2.96	2.88	2.82	2.72	2.62	2.51	2.45	2.39	2.33	2.27	2.20	2.13	
	.010	8.18	5.93	5.01	4.50	4.17	3.94	3.77	3.63	3.52	3.43	3.30	3.15	3.00	2.92	2.84	2.76	2.67	2.58	2.49	

TABELA 8 – DISTRIBUIÇÃO F-SNEDCOR (Continuação)

		m – graus de liberdade do numerador																			
		ϵ	1	2	3	4	5	6	7	8	9	10	12	15	20	24	30	40	60	120	∞
n – graus de liberdade do denominador	20	.100	2.97	2.59	2.38	2.25	2.16	2.09	2.04	2.00	1.96	1.94	1.89	1.84	1.79	1.77	1.74	1.71	1.68	1.64	1.61
		.050	4.35	3.49	3.10	2.87	2.71	2.60	2.51	2.45	2.39	2.35	2.28	2.20	2.12	2.08	2.04	1.99	1.95	1.90	1.84
		.025	5.87	4.46	3.86	3.51	3.29	3.13	3.01	2.91	2.84	2.77	2.68	2.57	2.46	2.41	2.35	2.29	2.22	2.16	2.09
		.010	8.10	5.85	4.94	4.43	4.10	3.87	3.70	3.56	3.46	3.37	3.23	3.09	2.94	2.86	2.78	2.69	2.61	2.52	2.42
	22	.100	2.95	2.56	2.35	2.22	2.13	2.06	2.01	1.97	1.93	1.90	1.86	1.81	1.76	1.73	1.70	1.67	1.64	1.60	1.57
		.050	4.30	3.44	3.05	2.82	2.66	2.55	2.46	2.40	2.34	2.30	2.23	2.15	2.07	2.03	1.98	1.94	1.89	1.84	1.78
		.025	5.79	4.38	3.78	3.44	3.22	3.05	2.93	2.84	2.76	2.70	2.60	2.50	2.39	2.33	2.27	2.21	2.14	2.08	2.00
		.010	7.95	5.72	4.82	4.31	3.99	3.76	3.59	3.45	3.35	3.26	3.12	2.98	2.83	2.75	2.67	2.58	2.50	2.40	2.31
	24	.100	2.93	2.54	2.33	2.19	2.10	2.04	1.98	1.94	1.91	1.88	1.83	1.78	1.73	1.70	1.67	1.64	1.61	1.57	1.53
		.050	4.26	3.40	3.01	2.78	2.62	2.51	2.42	2.36	2.30	2.25	2.18	2.11	2.03	1.98	1.94	1.89	1.84	1.79	1.73
		.025	5.72	4.32	3.72	3.38	3.15	2.99	2.87	2.78	2.70	2.64	2.54	2.44	2.33	2.27	2.21	2.15	2.08	2.01	1.94
		.010	7.82	5.61	4.72	4.22	3.90	3.67	3.50	3.36	3.26	3.17	3.03	2.89	2.74	2.66	2.58	2.49	2.40	2.31	2.21
	26	.100	2.91	2.52	2.31	2.17	2.08	2.01	1.96	1.92	1.88	1.86	1.81	1.76	1.71	1.68	1.65	1.61	1.58	1.54	1.50
		.050	4.23	3.37	2.98	2.74	2.59	2.47	2.39	2.32	2.27	2.22	2.15	2.07	1.99	1.95	1.90	1.85	1.80	1.75	1.69
		.025	5.66	4.27	3.67	3.33	3.10	2.94	2.82	2.73	2.65	2.59	2.49	2.39	2.28	2.22	2.16	2.09	2.03	1.95	1.88
		.010	7.72	5.53	4.64	4.14	3.82	3.59	3.42	3.29	3.18	3.09	2.96	2.81	2.66	2.58	2.50	2.42	2.33	2.23	2.13
	28	.100	2.89	2.50	2.29	2.16	2.06	2.00	1.94	1.90	1.87	1.84	1.79	1.74	1.69	1.66	1.63	1.59	1.56	1.52	1.48
		.050	4.20	3.34	2.95	2.71	2.56	2.45	2.36	2.29	2.24	2.19	2.12	2.04	1.96	1.91	1.87	1.82	1.77	1.71	1.65
		.025	5.61	4.22	3.63	3.29	3.06	2.90	2.78	2.69	2.61	2.55	2.45	2.34	2.23	2.17	2.11	2.05	1.98	1.91	1.83
		.010	7.64	5.45	4.57	4.07	3.75	3.53	3.36	3.23	3.12	3.03	2.90	2.75	2.60	2.52	2.44	2.35	2.26	2.17	2.06
30	.100	2.88	2.49	2.28	2.14	2.05	1.98	1.93	1.88	1.85	1.82	1.77	1.72	1.67	1.64	1.61	1.57	1.54	1.50	1.46	
	.050	4.17	3.32	2.92	2.69	2.53	2.42	2.33	2.27	2.21	2.16	2.09	2.01	1.93	1.89	1.84	1.79	1.74	1.68	1.62	
	.025	5.57	4.18	3.59	3.25	3.03	2.87	2.75	2.65	2.57	2.51	2.41	2.31	2.20	2.14	2.07	2.01	1.94	1.87	1.79	
	.010	7.56	5.39	4.51	4.02	3.70	3.47	3.30	3.17	3.07	2.98	2.84	2.70	2.55	2.47	2.39	2.30	2.21	2.11	2.01	
40	.100	2.84	2.44	2.23	2.09	2.00	1.93	1.87	1.83	1.79	1.76	1.71	1.66	1.61	1.57	1.54	1.51	1.47	1.42	1.38	
	.050	4.08	3.23	2.84	2.61	2.45	2.34	2.25	2.18	2.12	2.08	2.00	1.92	1.84	1.79	1.74	1.69	1.64	1.58	1.51	
	.025	5.42	4.05	3.46	3.13	2.90	2.74	2.62	2.53	2.45	2.39	2.29	2.18	2.07	2.01	1.94	1.88	1.80	1.72	1.64	
	.010	7.31	5.18	4.31	3.83	3.51	3.29	3.12	2.99	2.89	2.80	2.66	2.52	2.37	2.29	2.20	2.11	2.02	1.92	1.80	
60	.100	2.79	2.39	2.18	2.04	1.95	1.87	1.82	1.77	1.74	1.71	1.66	1.60	1.54	1.51	1.48	1.44	1.40	1.35	1.29	
	.050	4.00	3.15	2.76	2.53	2.37	2.25	2.17	2.10	2.04	1.99	1.92	1.84	1.75	1.70	1.65	1.59	1.53	1.47	1.39	
	.025	5.29	3.93	3.34	3.01	2.79	2.63	2.51	2.41	2.33	2.27	2.17	2.06	1.94	1.88	1.82	1.74	1.67	1.58	1.48	
	.010	7.08	4.98	4.13	3.65	3.34	3.12	2.95	2.82	2.72	2.63	2.50	2.35	2.20	2.12	2.03	1.94	1.84	1.73	1.60	
120	.100	2.75	2.35	2.13	1.99	1.90	1.82	1.77	1.72	1.68	1.65	1.60	1.55	1.48	1.45	1.41	1.37	1.32	1.26	1.19	
	.050	3.92	3.07	2.68	2.45	2.29	2.18	2.09	2.02	1.96	1.91	1.83	1.75	1.66	1.61	1.55	1.50	1.43	1.35	1.25	
	.025	5.15	3.80	3.23	2.89	2.67	2.52	2.39	2.30	2.22	2.16	2.05	1.94	1.82	1.76	1.69	1.61	1.53	1.43	1.31	
	.010	6.85	4.79	3.95	3.48	3.17	2.96	2.79	2.66	2.56	2.47	2.34	2.19	2.03	1.95	1.86	1.76	1.66	1.53	1.38	
8	.100	2.71	2.30	2.08	1.94	1.85	1.77	1.72	1.67	1.63	1.60	1.55	1.49	1.42	1.38	1.34	1.30	1.24	1.17	1.00	
	.050	3.84	3.00	2.60	2.37	2.21	2.10	2.01	1.94	1.88	1.83	1.75	1.67	1.57	1.52	1.46	1.39	1.32	1.22	1.00	
	.025	5.02	3.69	3.12	2.79	2.57	2.41	2.29	2.19	2.11	2.05	1.94	1.83	1.71	1.64	1.57	1.48	1.39	1.27	1.00	
	.010	6.63	4.61	3.78	3.32	3.02	2.80	2.64	2.51	2.41	2.32	2.18	2.04	1.88	1.79	1.70	1.59	1.47	1.32	1.00	