

**TABELA 1 – DISTRIBUIÇÃO BINOMIAL**

**A. Função probabilidade**

$$f(x | \theta) = P(X = x) = \binom{n}{x} \theta^x (1 - \theta)^{n-x}$$

n	x	$\theta$									
		.05	.10	.15	.20	.25	.30	.35	.40	.45	.50
1	0	.9500	.9000	.8500	.8000	.7500	.7000	.6500	.6000	.5500	.5000
1	1	.0500	.1000	.1500	.2000	.2500	.3000	.3500	.4000	.4500	.5000
2	0	.9025	.8100	.7225	.6400	.5625	.4900	.4225	.3600	.3025	.2500
2	1	.0950	.1800	.2550	.3200	.3750	.4200	.4550	.4800	.4950	.5000
2	2	.0025	.0100	.0225	.0400	.0625	.0900	.1225	.1600	.2025	.2500
3	0	.8574	.7290	.6141	.5120	.4219	.3430	.2746	.2160	.1664	.1250
3	1	.1354	.2430	.3251	.3840	.4219	.4410	.4436	.4320	.4084	.3750
3	2	.0071	.0270	.0574	.0960	.1406	.1890	.2389	.2880	.3341	.3750
3	3	.0001	.0010	.0034	.0080	.0156	.0270	.0429	.0640	.0911	.1250
4	0	.8145	.6561	.5220	.4096	.3164	.2401	.1785	.1296	.0915	.0625
4	1	.1715	.2916	.3685	.4096	.4219	.4116	.3845	.3456	.2995	.2500
4	2	.0135	.0486	.0975	.1536	.2109	.2646	.3105	.3456	.3675	.3750
4	3	.0005	.0036	.0115	.0256	.0469	.0756	.1115	.1536	.2005	.2500
4	4	.0000	.0001	.0005	.0016	.0039	.0081	.0150	.0256	.0410	.0625
5	0	.7738	.5905	.4437	.3277	.2373	.1681	.1160	.0778	.0503	.0313
5	1	.2036	.3281	.3915	.4096	.3955	.3602	.3124	.2592	.2059	.1563
5	2	.0214	.0729	.1382	.2048	.2637	.3087	.3364	.3456	.3369	.3125
5	3	.0011	.0081	.0244	.0512	.0879	.1323	.1811	.2304	.2757	.3125
5	4	.0000	.0005	.0022	.0064	.0146	.0284	.0488	.0768	.1128	.1563
5	5	.0000	.0000	.0001	.0003	.0010	.0024	.0053	.0102	.0185	.0313
6	0	.7351	.5314	.3771	.2621	.1780	.1176	.0754	.0467	.0277	.0156
6	1	.2321	.3543	.3993	.3932	.3560	.3025	.2437	.1866	.1359	.0938
6	2	.0305	.0984	.1762	.2458	.2966	.3241	.3280	.3110	.2780	.2344
6	3	.0021	.0146	.0415	.0819	.1318	.1852	.2355	.2765	.3032	.3125
6	4	.0001	.0012	.0055	.0154	.0330	.0595	.0951	.1382	.1861	.2344
6	5	.0000	.0001	.0004	.0015	.0044	.0102	.0205	.0369	.0609	.0938
6	6	.0000	.0000	.0000	.0001	.0002	.0007	.0018	.0041	.0083	.0156
7	0	.6983	.4783	.3206	.2097	.1335	.0824	.0490	.0280	.0152	.0078
7	1	.2573	.3720	.3960	.3670	.3115	.2471	.1848	.1306	.0872	.0547
7	2	.0406	.1240	.2097	.2753	.3115	.3177	.2985	.2613	.2140	.1641
7	3	.0036	.0230	.0617	.1147	.1730	.2269	.2679	.2903	.2918	.2734

**B. Função de distribuição**

$$F(x | \theta) = P(X \leq x) = \sum_{i=0}^x \binom{n}{i} \theta^i (1 - \theta)^{n-i}$$

n	x	$\theta$									
		.05	.10	.15	.20	.25	.30	.35	.40	.45	.50
1	0	.9500	.9000	.8500	.8000	.7500	.7000	.6500	.6000	.5500	.5000
1	1	1.0000	1.0000	1.0000	1.0000	1.0000	1.0000	1.0000	1.0000	1.0000	1.0000
2	0	.9025	.8100	.7225	.6400	.5625	.4900	.4225	.3600	.3025	.2500
2	1	.9975	.9900	.9775	.9600	.9375	.9100	.8775	.8400	.7975	.7500
2	2	1.0000	1.0000	1.0000	1.0000	1.0000	1.0000	1.0000	1.0000	1.0000	1.0000
3	0	.8574	.7290	.6141	.5120	.4219	.3430	.2746	.2160	.1664	.1250
3	1	.9928	.9720	.9393	.8960	.8438	.7840	.7183	.6480	.5748	.5000
3	2	.9999	.9990	.9966	.9920	.9844	.9730	.9571	.9360	.9089	.8750
3	3	1.0000	1.0000	1.0000	1.0000	1.0000	1.0000	1.0000	1.0000	1.0000	1.0000
4	0	.8145	.6561	.5220	.4096	.3164	.2401	.1785	.1296	.0915	.0625
4	1	.9860	.9477	.8905	.8192	.7383	.6517	.5630	.4752	.3910	.3125
4	2	.9995	.9963	.9880	.9728	.9492	.9163	.8735	.8208	.7585	.6875
4	3	1.0000	.9999	.9995	.9984	.9961	.9919	.9850	.9744	.9590	.9375
4	4	1.0000	1.0000	1.0000	1.0000	1.0000	1.0000	1.0000	1.0000	1.0000	1.0000
5	0	.7738	.5905	.4437	.3277	.2373	.1681	.1160	.0778	.0503	.0313
5	1	.9774	.9185	.8352	.7373	.6328	.5282	.4284	.3370	.2562	.1875
5	2	.9988	.9914	.9734	.9421	.8965	.8369	.7648	.6826	.5931	.5000
5	3	1.0000	.9995	.9978	.9933	.9844	.9692	.9460	.9130	.8688	.8125
5	4	1.0000	1.0000	.9999	.9997	.9990	.9976	.9947	.9898	.9815	.9688
5	5	1.0000	1.0000	1.0000	1.0000	1.0000	1.0000	1.0000	1.0000	1.0000	1.0000
6	0	.7351	.5314	.3771	.2621	.1780	.1176	.0754	.0467	.0277	.0156
6	1	.9672	.8857	.7765	.6554	.5339	.4202	.3191	.2333	.1636	.1094
6	2	.9978	.9842	.9527	.9011	.8306	.7443	.6471	.5443	.4415	.3438
6	3	.9999	.9987	.9941	.9830	.9624	.9295	.8826	.8208	.7447	.6563
6	4	1.0000	.9999	.9996	.9984	.9954	.9891	.9777	.9590	.9308	.8906
6	5	1.0000	1.0000	1.0000	.9999	.9998	.9993	.9982	.9959	.9917	.9844
6	6	1.0000	1.0000	1.0000	1.0000	1.0000	1.0000	1.0000	1.0000	1.0000	1.0000
7	0	.6983	.4783	.3206	.2097	.1335	.0824	.0490	.0280	.0152	.0078
7	1	.9556	.8503	.7166	.5767	.4449	.3294	.2338	.1586	.1024	.0625
7	2	.9962	.9743	.9262	.8520	.7564	.6471	.5323	.4199	.3164	.2266
7	3	.9998	.9973	.9879	.9667	.9294	.8740	.8002	.7102	.6083	.5000



**TABELA 1 – DISTRIBUIÇÃO BINOMIAL (Continuação)**

**A. Função probabilidade**

n	x	$\theta$									
		.05	.10	.15	.20	.25	.30	.35	.40	.45	.50
11	0	.5688	.3138	.1673	.0859	.0422	.0198	.0088	.0036	.0014	.0005
1	1	.3293	.3835	.3248	.2362	.1549	.0932	.0518	.0266	.0125	.0054
2	2	.0867	.2131	.2866	.2953	.2581	.1998	.1395	.0887	.0513	.0269
3	3	.0137	.0710	.1517	.2215	.2581	.2568	.2254	.1774	.1259	.0806
4	4	.0014	.0158	.0536	.1107	.1721	.2201	.2428	.2365	.2060	.1611
5	5	.0001	.0025	.0132	.0388	.0803	.1321	.1830	.2207	.2360	.2256
6	6	.0000	.0003	.0023	.0097	.0268	.0566	.0985	.1471	.1931	.2256
7	7	.0000	.0000	.0003	.0017	.0064	.0173	.0379	.0701	.1128	.1611
8	8	.0000	.0000	.0000	.0002	.0011	.0037	.0102	.0234	.0462	.0806
9	9	.0000	.0000	.0000	.0000	.0001	.0005	.0018	.0052	.0126	.0269
10	10	.0000	.0000	.0000	.0000	.0000	.0000	.0002	.0007	.0021	.0054
11	11	.0000	.0000	.0000	.0000	.0000	.0000	.0000	.0000	.0002	.0005
12	0	.5404	.2824	.1422	.0687	.0317	.0138	.0057	.0022	.0008	.0002
1	1	.3413	.3766	.3012	.2062	.1267	.0712	.0368	.0174	.0075	.0029
2	2	.0988	.2301	.2924	.2835	.2323	.1678	.1088	.0639	.0339	.0161
3	3	.0173	.0852	.1720	.2362	.2581	.2397	.1954	.1419	.0923	.0537
4	4	.0021	.0213	.0683	.1329	.1936	.2311	.2367	.2128	.1700	.1208
5	5	.0002	.0038	.0193	.0532	.1032	.1585	.2039	.2270	.2225	.1934
6	6	.0000	.0005	.0040	.0155	.0401	.0792	.1281	.1766	.2124	.2256
7	7	.0000	.0000	.0006	.0033	.0115	.0291	.0591	.1009	.1489	.1934
8	8	.0000	.0000	.0001	.0005	.0024	.0078	.0199	.0420	.0762	.1208
9	9	.0000	.0000	.0000	.0001	.0004	.0015	.0048	.0125	.0277	.0537
10	10	.0000	.0000	.0000	.0000	.0000	.0002	.0008	.0025	.0068	.0161
11	11	.0000	.0000	.0000	.0000	.0000	.0000	.0001	.0003	.0010	.0029
12	12	.0000	.0000	.0000	.0000	.0000	.0000	.0000	.0000	.0001	.0002
13	0	.5133	.2542	.1209	.0550	.0238	.0097	.0037	.0013	.0004	.0001
1	1	.3512	.3672	.2774	.1787	.1029	.0540	.0259	.0113	.0045	.0016
2	2	.1109	.2448	.2937	.2680	.2059	.1388	.0836	.0453	.0220	.0095
3	3	.0214	.0997	.1900	.2457	.2517	.2181	.1651	.1107	.0660	.0349
4	4	.0028	.0277	.0838	.1535	.2097	.2337	.2222	.1845	.1350	.0873
5	5	.0003	.0055	.0266	.0691	.1258	.1803	.2154	.2214	.1989	.1571
6	6	.0000	.0008	.0063	.0230	.0559	.1030	.1546	.1968	.2169	.2095
7	7	.0000	.0001	.0011	.0058	.0186	.0442	.0833	.1312	.1775	.2095
8	8	.0000	.0000	.0001	.0011	.0047	.0142	.0336	.0656	.1089	.1571
9	9	.0000	.0000	.0000	.0001	.0009	.0034	.0101	.0243	.0495	.0873

**B. Função de distribuição**

N	x	$\theta$									
		.05	.10	.15	.20	.25	.30	.35	.40	.45	.50
11	0	.5688	.3138	.1673	.0859	.0422	.0198	.0088	.0036	.0014	.0005
1	1	.8981	.6974	.4922	.3221	.1971	.1130	.0606	.0302	.0139	.0059
2	2	.9848	.9104	.7788	.6174	.4552	.3127	.2001	.1189	.0652	.0327
3	3	.9984	.9815	.9306	.8389	.7133	.5696	.4256	.2963	.1911	.1133
4	4	.9999	.9972	.9841	.9496	.8854	.7897	.6683	.5328	.3971	.2744
5	5	1.0000	.9997	.9973	.9883	.9657	.9218	.8513	.7535	.6331	.5000
6	6	1.0000	1.0000	.9997	.9980	.9924	.9784	.9499	.9006	.8262	.7256
7	7	1.0000	1.0000	1.0000	.9998	.9988	.9957	.9878	.9707	.9390	.8867
8	8	1.0000	1.0000	1.0000	1.0000	.9999	.9994	.9980	.9941	.9852	.9673
9	9	1.0000	1.0000	1.0000	1.0000	1.0000	1.0000	.9998	.9993	.9978	.9941
10	10	1.0000	1.0000	1.0000	1.0000	1.0000	1.0000	1.0000	1.0000	.9998	.9995
11	11	1.0000	1.0000	1.0000	1.0000	1.0000	1.0000	1.0000	1.0000	1.0000	1.0000
12	0	.5404	.2824	.1422	.0687	.0317	.0138	.0057	.0022	.0008	.0002
1	1	.8816	.6590	.4435	.2749	.1584	.0850	.0424	.0196	.0083	.0032
2	2	.9804	.8891	.7358	.5583	.3907	.2528	.1513	.0834	.0421	.0193
3	3	.9978	.9744	.9078	.7946	.6488	.4925	.3467	.2253	.1345	.0730
4	4	.9998	.9957	.9761	.9274	.8424	.7237	.5833	.4382	.3044	.1938
5	5	1.0000	.9995	.9954	.9806	.9456	.8822	.7873	.6652	.5269	.3872
6	6	1.0000	.9999	.9993	.9961	.9857	.9614	.9154	.8418	.7393	.6128
7	7	1.0000	1.0000	.9999	.9994	.9972	.9905	.9745	.9427	.8883	.8062
8	8	1.0000	1.0000	1.0000	.9999	.9996	.9983	.9944	.9847	.9644	.9270
9	9	1.0000	1.0000	1.0000	1.0000	1.0000	.9998	.9992	.9972	.9921	.9807
10	10	1.0000	1.0000	1.0000	1.0000	1.0000	1.0000	.9999	.9997	.9989	.9968
11	11	1.0000	1.0000	1.0000	1.0000	1.0000	1.0000	1.0000	1.0000	.9999	.9998
12	12	1.0000	1.0000	1.0000	1.0000	1.0000	1.0000	1.0000	1.0000	1.0000	1.0000
13	0	.5133	.2542	.1209	.0550	.0238	.0097	.0037	.0013	.0004	.0001
1	1	.8646	.6213	.3983	.2336	.1267	.0637	.0296	.0126	.0049	.0017
2	2	.9755	.8661	.6920	.5017	.3326	.2025	.1132	.0579	.0269	.0112
3	3	.9969	.9658	.8820	.7473	.5843	.4206	.2783	.1686	.0929	.0461
4	4	.9997	.9935	.9658	.9009	.7940	.6543	.5005	.3530	.2279	.1334
5	5	1.0000	.9991	.9925	.9700	.9198	.8346	.7159	.5744	.4268	.2905
6	6	1.0000	.9999	.9987	.9930	.9757	.9376	.8705	.7712	.6437	.5000
7	7	1.0000	1.0000	.9998	.9988	.9944	.9818	.9538	.9023	.8212	.7095
8	8	1.0000	1.0000	1.0000	.9998	.9990	.9960	.9874	.9679	.9302	.8666
9	9	1.0000	1.0000	1.0000	1.0000	.9999	.9993	.9975	.9922	.9797	.9539













**TABELA 2 – DISTRIBUIÇÃO DE POISSON (Continuação)**

**A. Função probabilidade**

**B. Função de distribuição**

x	3.1	3.2	3.3	3.4	3.5	3.6	3.7	3.8	3.9	4.0
0	.0450	.0408	.0369	.0334	.0302	.0273	.0247	.0224	.0202	.0183
1	.1397	.1304	.1217	.1135	.1057	.0984	.0915	.0850	.0789	.0733
2	.2165	.2087	.2008	.1929	.1850	.1771	.1692	.1615	.1539	.1465
3	.2237	.2226	.2209	.2186	.2158	.2125	.2087	.2046	.2001	.1954
4	.1733	.1781	.1823	.1858	.1888	.1912	.1931	.1944	.1951	.1954
5	.1075	.1140	.1203	.1264	.1322	.1377	.1429	.1477	.1522	.1563
6	.0555	.0608	.0662	.0716	.0771	.0826	.0881	.0936	.0989	.1042
7	.0246	.0278	.0312	.0348	.0385	.0425	.0466	.0508	.0551	.0595
8	.0095	.0111	.0129	.0148	.0169	.0191	.0215	.0241	.0269	.0298
9	.0033	.0040	.0047	.0056	.0066	.0076	.0089	.0102	.0116	.0132
10	.0010	.0013	.0016	.0019	.0023	.0028	.0033	.0039	.0045	.0053
11	.0003	.0004	.0005	.0006	.0007	.0009	.0011	.0013	.0016	.0019
12	.0001	.0001	.0001	.0002	.0002	.0003	.0003	.0004	.0005	.0006
13	.0000	.0000	.0000	.0000	.0001	.0001	.0001	.0001	.0002	.0002
14	.0000	.0000	.0000	.0000	.0000	.0000	.0000	.0000	.0000	.0001

x	3.1	3.2	3.3	3.4	3.5	3.6	3.7	3.8	3.9	4.0
0	.0450	.0408	.0369	.0334	.0302	.0273	.0247	.0224	.0202	.0183
1	.1847	.1712	.1586	.1468	.1359	.1257	.1162	.1074	.0992	.0916
2	.4012	.3799	.3594	.3397	.3208	.3027	.2854	.2689	.2531	.2381
3	.6248	.6025	.5803	.5584	.5366	.5152	.4942	.4735	.4532	.4335
4	.7982	.7806	.7626	.7442	.7254	.7064	.6872	.6678	.6484	.6288
5	.9057	.8946	.8829	.8705	.8576	.8441	.8301	.8156	.8006	.7851
6	.9612	.9554	.9490	.9421	.9347	.9267	.9182	.9091	.8995	.8893
7	.9858	.9832	.9802	.9769	.9733	.9692	.9648	.9599	.9546	.9489
8	.9953	.9943	.9931	.9917	.9901	.9883	.9863	.9840	.9815	.9786
9	.9986	.9982	.9978	.9973	.9967	.9960	.9952	.9942	.9931	.9919
10	.9996	.9995	.9994	.9992	.9990	.9987	.9984	.9981	.9977	.9972
11	.9999	.9999	.9998	.9998	.9997	.9996	.9995	.9994	.9993	.9991
12	1.0000	1.0000	1.0000	.9999	.9999	.9999	.9999	.9998	.9998	.9997
13	1.0000	1.0000	1.0000	1.0000	1.0000	1.0000	1.0000	1.0000	.9999	.9999
14	1.0000	1.0000	1.0000	1.0000	1.0000	1.0000	1.0000	1.0000	1.0000	1.0000

x	4.1	4.2	4.3	4.4	4.5	4.6	4.7	4.8	4.9	5.0
0	.0166	.0150	.0136	.0123	.0111	.0101	.0091	.0082	.0074	.0067
1	.0679	.0630	.0583	.0540	.0500	.0462	.0427	.0395	.0365	.0337
2	.1393	.1323	.1254	.1188	.1125	.1063	.1005	.0948	.0894	.0842
3	.1904	.1852	.1798	.1743	.1687	.1631	.1574	.1517	.1460	.1404
4	.1951	.1944	.1933	.1917	.1898	.1875	.1849	.1820	.1789	.1755
5	.1600	.1633	.1662	.1687	.1708	.1725	.1738	.1747	.1753	.1755
6	.1093	.1143	.1191	.1237	.1281	.1323	.1362	.1398	.1432	.1462
7	.0640	.0686	.0732	.0778	.0824	.0869	.0914	.0959	.1002	.1044
8	.0328	.0360	.0393	.0428	.0463	.0500	.0537	.0575	.0614	.0653
9	.0150	.0168	.0188	.0209	.0232	.0255	.0281	.0307	.0334	.0363
10	.0061	.0071	.0081	.0092	.0104	.0118	.0132	.0147	.0164	.0181
11	.0023	.0027	.0032	.0037	.0043	.0049	.0056	.0064	.0073	.0082
12	.0008	.0009	.0011	.0013	.0016	.0019	.0022	.0026	.0030	.0034
13	.0002	.0003	.0004	.0005	.0006	.0007	.0008	.0009	.0011	.0013
14	.0001	.0001	.0001	.0001	.0002	.0002	.0003	.0003	.0004	.0005
15	.0000	.0000	.0000	.0000	.0001	.0001	.0001	.0001	.0001	.0002

x	4.1	4.2	4.3	4.4	4.5	4.6	4.7	4.8	4.9	5.0
0	.0166	.0150	.0136	.0123	.0111	.0101	.0091	.0082	.0074	.0067
1	.0845	.0780	.0719	.0663	.0611	.0563	.0518	.0477	.0439	.0404
2	.2238	.2102	.1974	.1851	.1736	.1626	.1523	.1425	.1333	.1247
3	.4142	.3954	.3772	.3594	.3423	.3257	.3097	.2942	.2793	.2650
4	.6093	.5898	.5704	.5512	.5321	.5132	.4946	.4763	.4582	.4405
5	.7693	.7531	.7367	.7199	.7029	.6858	.6684	.6510	.6335	.6160
6	.8786	.8675	.8558	.8436	.8311	.8180	.8046	.7908	.7767	.7622
7	.9427	.9361	.9290	.9214	.9134	.9049	.8960	.8867	.8769	.8666
8	.9755	.9721	.9683	.9642	.9597	.9549	.9497	.9442	.9382	.9319
9	.9905	.9889	.9871	.9851	.9829	.9805	.9778	.9749	.9717	.9682
10	.9966	.9959	.9952	.9943	.9933	.9922	.9910	.9896	.9880	.9863
11	.9989	.9986	.9983	.9980	.9976	.9971	.9966	.9960	.9953	.9945
12	.9997	.9996	.9995	.9993	.9992	.9990	.9988	.9986	.9983	.9980
13	.9999	.9999	.9998	.9998	.9997	.9997	.9996	.9995	.9994	.9993
14	1.0000	1.0000	1.0000	.9999	.9999	.9999	.9999	.9999	.9998	.9998
15	1.0000	1.0000	1.0000	1.0000	1.0000	1.0000	1.0000	1.0000	1.0000	1.0000

x	5.1	5.2	5.3	5.4	5.5	5.6	5.7	5.8	5.9	6.0
0	.0061	.0055	.0050	.0045	.0041	.0037	.0033	.0030	.0027	.0025
1	.0311	.0287	.0265	.0244	.0225	.0207	.0191	.0176	.0162	.0149
2	.0793	.0746	.0701	.0659	.0618	.0580	.0544	.0509	.0477	.0446
3	.1348	.1293	.1239	.1185	.1133	.1082	.1033	.0985	.0938	.0892
4	.1719	.1681	.1641	.1600	.1558	.1515	.1472	.1428	.1383	.1339

x	5.1	5.2	5.3	5.4	5.5	5.6	5.7	5.8	5.9	6.0
0	.0061	.0055	.0050	.0045	.0041	.0037	.0033	.0030	.0027	.0025
1	.0372	.0342	.0314	.0289	.0266	.0244	.0224	.0206	.0189	.0174
2	.1165	.1088	.1016	.0948	.0884	.0824	.0768	.0715	.0666	.0620
3	.2513	.2381	.2254	.2133	.2017	.1906	.1800	.1700	.1604	.1512
4	.4231	.4061	.3895	.3733	.3575	.3422	.3272	.3127	.2987	.2851

**TABELA 2 – DISTRIBUIÇÃO DE POISSON (Continuação)**

**A. Função probabilidade**

**B. Função de distribuição**

x	5.1	5.2	5.3	5.4	5.5	5.6	5.7	5.8	5.9	6.0
5	.1753	.1748	.1740	.1728	.1714	.1697	.1678	.1656	.1632	.1606
6	.1490	.1515	.1537	.1555	.1571	.1584	.1594	.1601	.1605	.1606
7	.1086	.1125	.1163	.1200	.1234	.1267	.1298	.1326	.1353	.1377
8	.0692	.0731	.0771	.0810	.0849	.0887	.0925	.0962	.0998	.1033
9	.0392	.0423	.0454	.0486	.0519	.0552	.0586	.0620	.0654	.0688
10	.0200	.0220	.0241	.0262	.0285	.0309	.0334	.0359	.0386	.0413
11	.0093	.0104	.0116	.0129	.0143	.0157	.0173	.0190	.0207	.0225
12	.0039	.0045	.0051	.0058	.0065	.0073	.0082	.0092	.0102	.0113
13	.0015	.0018	.0021	.0024	.0028	.0032	.0036	.0041	.0046	.0052
14	.0006	.0007	.0008	.0009	.0011	.0013	.0015	.0017	.0019	.0022
15	.0002	.0002	.0003	.0003	.0004	.0005	.0006	.0007	.0008	.0009
16	.0001	.0001	.0001	.0001	.0001	.0002	.0002	.0002	.0003	.0003
17	.0000	.0000	.0000	.0000	.0000	.0001	.0001	.0001	.0001	.0001

x	5.1	5.2	5.3	5.4	5.5	5.6	5.7	5.8	5.9	6.0
5	.5984	.5809	.5635	.5461	.5289	.5119	.4950	.4783	.4619	.4457
6	.7474	.7324	.7171	.7017	.6860	.6703	.6544	.6384	.6224	.6063
7	.8560	.8449	.8335	.8217	.8095	.7970	.7841	.7710	.7576	.7440
8	.9252	.9181	.9106	.9027	.8944	.8857	.8766	.8672	.8574	.8472
9	.9644	.9603	.9559	.9512	.9462	.9409	.9352	.9292	.9228	.9161
10	.9844	.9823	.9800	.9775	.9747	.9718	.9686	.9651	.9614	.9574
11	.9937	.9927	.9916	.9904	.9890	.9875	.9859	.9841	.9821	.9799
12	.9976	.9972	.9967	.9962	.9955	.9949	.9941	.9932	.9922	.9912
13	.9992	.9990	.9988	.9986	.9983	.9980	.9977	.9973	.9969	.9964
14	.9997	.9997	.9996	.9995	.9994	.9993	.9991	.9990	.9988	.9986
15	.9999	.9999	.9999	.9998	.9998	.9998	.9997	.9996	.9996	.9995
16	1.0000	1.0000	1.0000	.9999	.9999	.9999	.9999	.9999	.9999	.9998
17	1.0000	1.0000	1.0000	1.0000	1.0000	1.0000	1.0000	1.0000	1.0000	1.0000

x	6.1	6.2	6.3	6.4	6.5	6.6	6.7	6.8	6.9	7.0
0	.0022	.0020	.0018	.0017	.0015	.0014	.0012	.0011	.0010	.0009
1	.0137	.0126	.0116	.0106	.0098	.0090	.0082	.0076	.0070	.0064
2	.0417	.0390	.0364	.0340	.0318	.0296	.0276	.0258	.0240	.0223
3	.0848	.0806	.0765	.0726	.0688	.0652	.0617	.0584	.0552	.0521
4	.1294	.1249	.1205	.1162	.1118	.1076	.1034	.0992	.0952	.0912
5	.1579	.1549	.1519	.1487	.1454	.1420	.1385	.1349	.1314	.1277
6	.1605	.1601	.1595	.1586	.1575	.1562	.1546	.1529	.1511	.1490
7	.1399	.1418	.1435	.1450	.1462	.1472	.1480	.1486	.1489	.1490
8	.1066	.1099	.1130	.1160	.1188	.1215	.1240	.1263	.1284	.1304
9	.0723	.0757	.0791	.0825	.0858	.0891	.0923	.0954	.0985	.1014
10	.0441	.0469	.0498	.0528	.0558	.0588	.0618	.0649	.0679	.0710
11	.0244	.0265	.0285	.0307	.0330	.0353	.0377	.0401	.0426	.0452
12	.0124	.0137	.0150	.0164	.0179	.0194	.0210	.0227	.0245	.0263
13	.0058	.0065	.0073	.0081	.0089	.0099	.0108	.0119	.0130	.0142
14	.0025	.0029	.0033	.0037	.0041	.0046	.0052	.0058	.0064	.0071
15	.0010	.0012	.0014	.0016	.0018	.0020	.0023	.0026	.0029	.0033
16	.0004	.0005	.0005	.0006	.0007	.0008	.0010	.0011	.0013	.0014
17	.0001	.0002	.0002	.0002	.0003	.0003	.0004	.0004	.0005	.0006
18	.0000	.0001	.0001	.0001	.0001	.0001	.0001	.0002	.0002	.0002
19	.0000	.0000	.0000	.0000	.0000	.0000	.0001	.0001	.0001	.0001

x	6.1	6.2	6.3	6.4	6.5	6.6	6.7	6.8	6.9	7.0
0	.0022	.0020	.0018	.0017	.0015	.0014	.0012	.0011	.0010	.0009
1	.0159	.0146	.0134	.0123	.0113	.0103	.0095	.0087	.0080	.0073
2	.0577	.0536	.0498	.0463	.0430	.0400	.0371	.0344	.0320	.0296
3	.1425	.1342	.1264	.1189	.1118	.1052	.0988	.0928	.0871	.0818
4	.2719	.2592	.2469	.2351	.2237	.2127	.2022	.1920	.1823	.1730
5	.4298	.4141	.3988	.3837	.3690	.3547	.3406	.3270	.3137	.3007
6	.5902	.5742	.5582	.5423	.5265	.5108	.4953	.4799	.4647	.4497
7	.7301	.7160	.7017	.6873	.6728	.6581	.6433	.6285	.6136	.5987
8	.8367	.8259	.8148	.8033	.7916	.7796	.7673	.7548	.7420	.7291
9	.9090	.9016	.8939	.8858	.8774	.8686	.8596	.8502	.8405	.8305
10	.9531	.9486	.9437	.9386	.9332	.9274	.9214	.9151	.9084	.9015
11	.9776	.9750	.9723	.9693	.9661	.9627	.9591	.9552	.9510	.9467
12	.9900	.9887	.9873	.9857	.9840	.9821	.9801	.9779	.9755	.9730
13	.9958	.9952	.9945	.9937	.9929	.9920	.9909	.9898	.9885	.9872
14	.9984	.9981	.9978	.9974	.9970	.9966	.9961	.9956	.9950	.9943
15	.9994	.9993	.9992	.9990	.9988	.9986	.9984	.9982	.9979	.9976
16	.9998	.9997	.9997	.9996	.9996	.9995	.9994	.9993	.9992	.9990
17	.9999	.9999	.9999	.9999	.9998	.9998	.9998	.9997	.9997	.9996
18	1.0000	1.0000	1.0000	1.0000	.9999	.9999	.9999	.9999	.9999	.9999
19	1.0000	1.0000	1.0000	1.0000	1.0000	1.0000	1.0000	1.0000	1.0000	1.0000

x	7.1	7.2	7.3	7.4	7.5	7.6	7.7	7.8	7.9	8.0
0	.0008	.0007	.0007	.0006	.0006	.0005	.0005	.0004	.0004	.0003
1	.0059	.0054	.0049	.0045	.0041	.0038	.0035	.0032	.0029	.0027
2	.0208	.0194	.0180	.0167	.0156	.0145	.0134	.0125	.0116	.0107

x	7.1	7.2	7.3	7.4	7.5	7.6	7.7	7.8	7.9	8.0
0	.0008	.0007	.0007	.0006	.0006	.0005	.0005	.0004	.0004	.0003
1	.0067	.0061	.0056	.0051	.0047	.0043	.0039	.0036	.0033	.0030
2	.0275	.0255	.0236	.0219	.0203	.0188	.0174	.0161	.0149	.0138

**TABELA 2 – DISTRIBUIÇÃO DE POISSON (Continuação)**

**A. Função probabilidade**

**B. Função de distribuição**

x	7.1	7.2	7.3	7.4	7.5	7.6	7.7	7.8	7.9	8.0
3	.0492	.0464	.0438	.0413	.0389	.0366	.0345	.0324	.0305	.0286
4	.0874	.0836	.0799	.0764	.0729	.0696	.0663	.0632	.0602	.0573
5	.1241	.1204	.1167	.1130	.1094	.1057	.1021	.0986	.0951	.0916
6	.1468	.1445	.1420	.1394	.1367	.1339	.1311	.1282	.1252	.1221
7	.1489	.1486	.1481	.1474	.1465	.1454	.1442	.1428	.1413	.1396
8	.1321	.1337	.1351	.1363	.1373	.1381	.1388	.1392	.1395	.1396
9	.1042	.1070	.1096	.1121	.1144	.1167	.1187	.1207	.1224	.1241
10	.0740	.0770	.0800	.0829	.0858	.0887	.0914	.0941	.0967	.0993
11	.0478	.0504	.0531	.0558	.0585	.0613	.0640	.0667	.0695	.0722
12	.0283	.0303	.0323	.0344	.0366	.0388	.0411	.0434	.0457	.0481
13	.0154	.0168	.0181	.0196	.0211	.0227	.0243	.0260	.0278	.0296
14	.0078	.0086	.0095	.0104	.0113	.0123	.0134	.0145	.0157	.0169
15	.0037	.0041	.0046	.0051	.0057	.0062	.0069	.0075	.0083	.0090
16	.0016	.0019	.0021	.0024	.0026	.0030	.0033	.0037	.0041	.0045
17	.0007	.0008	.0009	.0010	.0012	.0013	.0015	.0017	.0019	.0021
18	.0003	.0003	.0004	.0004	.0005	.0006	.0006	.0007	.0008	.0009
19	.0001	.0001	.0001	.0002	.0002	.0002	.0003	.0003	.0003	.0004
20	.0000	.0000	.0001	.0001	.0001	.0001	.0001	.0001	.0001	.0002
21	.0000	.0000	.0000	.0000	.0000	.0000	.0000	.0000	.0001	.0001

x	7.1	7.2	7.3	7.4	7.5	7.6	7.7	7.8	7.9	8.0
3	.0767	.0719	.0674	.0632	.0591	.0554	.0518	.0485	.0453	.0424
4	.1641	.1555	.1473	.1395	.1321	.1249	.1181	.1117	.1055	.0996
5	.2881	.2759	.2640	.2526	.2414	.2307	.2203	.2103	.2006	.1912
6	.4349	.4204	.4060	.3920	.3782	.3646	.3514	.3384	.3257	.3134
7	.5838	.5689	.5541	.5393	.5246	.5100	.4956	.4812	.4670	.4530
8	.7160	.7027	.6892	.6757	.6620	.6482	.6343	.6204	.6065	.5925
9	.8202	.8096	.7988	.7877	.7764	.7649	.7531	.7411	.7290	.7166
10	.8942	.8867	.8788	.8707	.8622	.8535	.8445	.8352	.8257	.8159
11	.9420	.9371	.9319	.9265	.9208	.9148	.9085	.9020	.8952	.8881
12	.9703	.9673	.9642	.9609	.9573	.9536	.9496	.9454	.9409	.9362
13	.9857	.9841	.9824	.9805	.9784	.9762	.9739	.9714	.9687	.9658
14	.9935	.9927	.9918	.9908	.9897	.9886	.9873	.9859	.9844	.9827
15	.9972	.9969	.9964	.9959	.9954	.9948	.9941	.9934	.9926	.9918
16	.9989	.9987	.9985	.9983	.9980	.9978	.9974	.9971	.9967	.9963
17	.9996	.9995	.9994	.9993	.9992	.9991	.9989	.9988	.9986	.9984
18	.9998	.9998	.9998	.9997	.9997	.9996	.9996	.9995	.9994	.9993
19	.9999	.9999	.9999	.9999	.9999	.9999	.9998	.9998	.9998	.9997
20	1.0000	1.0000	1.0000	1.0000	1.0000	1.0000	.9999	.9999	.9999	.9999
21	1.0000	1.0000	1.0000	1.0000	1.0000	1.0000	1.0000	1.0000	1.0000	1.0000

x	8.1	8.2	8.3	8.4	8.5	8.6	8.7	8.8	8.9	9.0
0	.0003	.0003	.0002	.0002	.0002	.0002	.0002	.0002	.0001	.0001
1	.0025	.0023	.0021	.0019	.0017	.0016	.0014	.0013	.0012	.0011
2	.0100	.0092	.0086	.0079	.0074	.0068	.0063	.0058	.0054	.0050
3	.0269	.0252	.0237	.0222	.0208	.0195	.0183	.0171	.0160	.0150
4	.0544	.0517	.0491	.0466	.0443	.0420	.0398	.0377	.0357	.0337
5	.0882	.0849	.0816	.0784	.0752	.0722	.0692	.0663	.0635	.0607
6	.1191	.1160	.1128	.1097	.1066	.1034	.1003	.0972	.0941	.0911
7	.1378	.1358	.1338	.1317	.1294	.1271	.1247	.1222	.1197	.1171
8	.1395	.1392	.1388	.1382	.1375	.1366	.1356	.1344	.1332	.1318
9	.1256	.1269	.1280	.1290	.1299	.1306	.1311	.1315	.1317	.1318
10	.1017	.1040	.1063	.1084	.1104	.1123	.1140	.1157	.1172	.1186
11	.0749	.0776	.0802	.0828	.0853	.0878	.0902	.0925	.0948	.0970
12	.0505	.0530	.0555	.0579	.0604	.0629	.0654	.0679	.0703	.0728
13	.0315	.0334	.0354	.0374	.0395	.0416	.0438	.0459	.0481	.0504
14	.0182	.0196	.0210	.0225	.0240	.0256	.0272	.0289	.0306	.0324
15	.0098	.0107	.0116	.0126	.0136	.0147	.0158	.0169	.0182	.0194
16	.0050	.0055	.0060	.0066	.0072	.0079	.0086	.0093	.0101	.0109
17	.0024	.0026	.0029	.0033	.0036	.0040	.0044	.0048	.0053	.0058
18	.0011	.0012	.0014	.0015	.0017	.0019	.0021	.0024	.0026	.0029
19	.0005	.0005	.0006	.0007	.0008	.0009	.0010	.0011	.0012	.0014

x	8.1	8.2	8.3	8.4	8.5	8.6	8.7	8.8	8.9	9.0
0	.0003	.0003	.0002	.0002	.0002	.0002	.0002	.0002	.0001	.0001
1	.0028	.0025	.0023	.0021	.0019	.0018	.0016	.0015	.0014	.0012
2	.0127	.0118	.0109	.0100	.0093	.0086	.0079	.0073	.0068	.0062
3	.0396	.0370	.0346	.0323	.0301	.0281	.0262	.0244	.0228	.0212
4	.0940	.0887	.0837	.0789	.0744	.0701	.0660	.0621	.0584	.0550
5	.1822	.1736	.1653	.1573	.1496	.1422	.1352	.1284	.1219	.1157
6	.3013	.2896	.2781	.2670	.2562	.2457	.2355	.2256	.2160	.2068
7	.4391	.4254	.4119	.3987	.3856	.3728	.3602	.3478	.3357	.3239
8	.5786	.5647	.5507	.5369	.5231	.5094	.4958	.4823	.4689	.4557
9	.7041	.6915	.6788	.6659	.6530	.6400	.6269	.6137	.6006	.5874
10	.8058	.7955	.7850	.7743	.7634	.7522	.7409	.7294	.7178	.7060
11	.8807	.8731	.8652	.8571	.8487	.8400	.8311	.8220	.8126	.8030
12	.9313	.9261	.9207	.9150	.9091	.9029	.8965	.8898	.8829	.8758
13	.9628	.9595	.9561	.9524	.9486	.9445	.9403	.9358	.9311	.9261
14	.9810	.9791	.9771	.9749	.9726	.9701	.9675	.9647	.9617	.9585
15	.9908	.9898	.9887	.9875	.9862	.9848	.9832	.9816	.9798	.9780
16	.9958	.9953	.9947	.9941	.9934	.9926	.9918	.9909	.9899	.9889
17	.9982	.9979	.9977	.9973	.9970	.9966	.9962	.9957	.9952	.9947
18	.9992	.9991	.9990	.9989	.9987	.9985	.9983	.9981	.9978	.9976
19	.9997	.9997	.9996	.9995	.9995	.9994	.9993	.9992	.9991	.9989

**TABELA 2 – DISTRIBUIÇÃO DE POISSON (Continuação)**

**A. Função probabilidade**

x	8.1	8.2	8.3	8.4	8.5	8.6	8.7	8.8	8.9	9.0
20	.0002	.0002	.0002	.0003	.0003	.0004	.0004	.0005	.0005	.0006
21	.0001	.0001	.0001	.0001	.0001	.0002	.0002	.0002	.0002	.0003
22	.0000	.0000	.0000	.0000	.0001	.0001	.0001	.0001	.0001	.0001

x	9.1	9.2	9.3	9.4	9.5	9.6	9.7	9.8	9.9	10
0	.0001	.0001	.0001	.0001	.0001	.0001	.0001	.0001	.0001	.0000
1	.0010	.0009	.0009	.0008	.0007	.0007	.0006	.0005	.0005	.0005
2	.0046	.0043	.0040	.0037	.0034	.0031	.0029	.0027	.0025	.0023
3	.0140	.0131	.0123	.0115	.0107	.0100	.0093	.0087	.0081	.0076
4	.0319	.0302	.0285	.0269	.0254	.0240	.0226	.0213	.0201	.0189
5	.0581	.0555	.0530	.0506	.0483	.0460	.0439	.0418	.0398	.0378
6	.0881	.0851	.0822	.0793	.0764	.0736	.0709	.0682	.0656	.0631
7	.1145	.1118	.1091	.1064	.1037	.1010	.0982	.0955	.0928	.0901
8	.1302	.1286	.1269	.1251	.1232	.1212	.1191	.1170	.1148	.1126
9	.1317	.1315	.1311	.1306	.1300	.1293	.1284	.1274	.1263	.1251
10	.1198	.1210	.1219	.1228	.1235	.1241	.1245	.1249	.1250	.1251
11	.0991	.1012	.1031	.1049	.1067	.1083	.1098	.1112	.1125	.1137
12	.0752	.0776	.0799	.0822	.0844	.0866	.0888	.0908	.0928	.0948
13	.0526	.0549	.0572	.0594	.0617	.0640	.0662	.0685	.0707	.0729
14	.0342	.0361	.0380	.0399	.0419	.0439	.0459	.0479	.0500	.0521
15	.0208	.0221	.0235	.0250	.0265	.0281	.0297	.0313	.0330	.0347
16	.0118	.0127	.0137	.0147	.0157	.0168	.0180	.0192	.0204	.0217
17	.0063	.0069	.0075	.0081	.0088	.0095	.0103	.0111	.0119	.0128
18	.0032	.0035	.0039	.0042	.0046	.0051	.0055	.0060	.0065	.0071
19	.0015	.0017	.0019	.0021	.0023	.0026	.0028	.0031	.0034	.0037
20	.0007	.0008	.0009	.0010	.0011	.0012	.0014	.0015	.0017	.0019
21	.0003	.0003	.0004	.0004	.0005	.0006	.0006	.0007	.0008	.0009
22	.0001	.0001	.0002	.0002	.0002	.0002	.0003	.0003	.0004	.0004
23	.0000	.0001	.0001	.0001	.0001	.0001	.0001	.0001	.0002	.0002
24	.0000	.0000	.0000	.0000	.0000	.0000	.0000	.0001	.0001	.0001

x	11	12	13	14	15	16	17	18	19	20
0	.0000	.0000	.0000	.0000	.0000	.0000	.0000	.0000	.0000	.0000
1	.0002	.0001	.0000	.0000	.0000	.0000	.0000	.0000	.0000	.0000
2	.0010	.0004	.0002	.0001	.0000	.0000	.0000	.0000	.0000	.0000
3	.0037	.0018	.0008	.0004	.0002	.0001	.0000	.0000	.0000	.0000
4	.0102	.0053	.0027	.0013	.0006	.0003	.0001	.0001	.0000	.0000
5	.0224	.0127	.0070	.0037	.0019	.0010	.0005	.0002	.0001	.0001
6	.0411	.0255	.0152	.0087	.0048	.0026	.0014	.0007	.0004	.0002
7	.0646	.0437	.0281	.0174	.0104	.0060	.0034	.0019	.0010	.0005
8	.0888	.0655	.0457	.0304	.0194	.0120	.0072	.0042	.0024	.0013

**B. Função de distribuição**

x	8.1	8.2	8.3	8.4	8.5	8.6	8.7	8.8	8.9	9.0
20	.9999	.9999	.9998	.9998	.9998	.9998	.9997	.9997	.9996	.9996
21	1.0000	1.0000	.9999	.9999	.9999	.9999	.9999	.9999	.9998	.9998
22	1.0000	1.0000	1.0000	1.0000	1.0000	1.0000	1.0000	1.0000	1.0000	1.0000

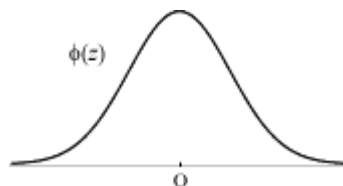
x	9.1	9.2	9.3	9.4	9.5	9.6	9.7	9.8	9.9	10
0	.0001	.0001	.0001	.0001	.0001	.0001	.0001	.0001	.0001	.0000
1	.0011	.0010	.0009	.0009	.0008	.0007	.0007	.0006	.0005	.0005
2	.0058	.0053	.0049	.0045	.0042	.0038	.0035	.0033	.0030	.0028
3	.0198	.0184	.0172	.0160	.0149	.0138	.0129	.0120	.0111	.0103
4	.0517	.0486	.0456	.0429	.0403	.0378	.0355	.0333	.0312	.0293
5	.1098	.1041	.0986	.0935	.0885	.0838	.0793	.0750	.0710	.0671
6	.1978	.1892	.1808	.1727	.1649	.1574	.1502	.1433	.1366	.1301
7	.3123	.3010	.2900	.2792	.2687	.2584	.2485	.2388	.2294	.2202
8	.4426	.4296	.4168	.4042	.3918	.3796	.3676	.3558	.3442	.3328
9	.5742	.5611	.5479	.5349	.5218	.5089	.4960	.4832	.4705	.4579
10	.6941	.6820	.6699	.6576	.6453	.6329	.6205	.6080	.5955	.5830
11	.7932	.7832	.7730	.7626	.7520	.7412	.7303	.7193	.7081	.6968
12	.8684	.8607	.8529	.8448	.8364	.8279	.8191	.8101	.8009	.7916
13	.9210	.9156	.9100	.9042	.8981	.8919	.8853	.8786	.8716	.8645
14	.9552	.9517	.9480	.9441	.9400	.9357	.9312	.9265	.9216	.9165
15	.9760	.9738	.9715	.9691	.9665	.9638	.9609	.9579	.9546	.9513
16	.9878	.9865	.9852	.9838	.9823	.9806	.9789	.9770	.9751	.9730
17	.9941	.9934	.9927	.9919	.9911	.9902	.9892	.9881	.9870	.9857
18	.9973	.9969	.9966	.9962	.9957	.9952	.9947	.9941	.9935	.9928
19	.9988	.9986	.9985	.9983	.9980	.9978	.9975	.9972	.9969	.9965
20	.9995	.9994	.9993	.9992	.9991	.9990	.9989	.9987	.9986	.9984
21	.9998	.9998	.9997	.9997	.9996	.9996	.9995	.9995	.9994	.9993
22	.9999	.9999	.9999	.9999	.9999	.9998	.9998	.9998	.9997	.9997
23	1.0000	1.0000	1.0000	1.0000	.9999	.9999	.9999	.9999	.9999	.9999
24	1.0000	1.0000	1.0000	1.0000	1.0000	1.0000	1.0000	1.0000	1.0000	1.0000

x	11	12	13	14	15	16	17	18	19	20
0	.0000	.0000	.0000	.0000	.0000	.0000	.0000	.0000	.0000	.0000
1	.0002	.0001	.0000	.0000	.0000	.0000	.0000	.0000	.0000	.0000
2	.0012	.0005	.0002	.0001	.0000	.0000	.0000	.0000	.0000	.0000
3	.0049	.0023	.0011	.0005	.0002	.0001	.0000	.0000	.0000	.0000
4	.0151	.0076	.0037	.0018	.0009	.0004	.0002	.0001	.0000	.0000
5	.0375	.0203	.0107	.0055	.0028	.0014	.0007	.0003	.0002	.0001
6	.0786	.0458	.0259	.0142	.0076	.0040	.0021	.0010	.0005	.0003
7	.1432	.0895	.0540	.0316	.0180	.0100	.0054	.0029	.0015	.0008
8	.2320	.1550	.0998	.0621	.0374	.0220	.0126	.0071	.0039	.0021



**TABELA 3 – DISTRIBUIÇÃO NORMAL – Função densidade**

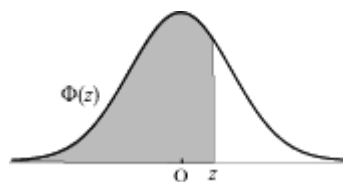
$$\phi(z) = \frac{1}{\sqrt{2\pi}} e^{-z^2/2}$$



z	.00	.01	.02	.03	.04	.05	.06	.07	.08	.09
.0	.3989	.3989	.3989	.3988	.3986	.3984	.3982	.3980	.3977	.3973
.1	.3970	.3965	.3961	.3956	.3951	.3945	.3939	.3932	.3925	.3918
.2	.3910	.3902	.3894	.3885	.3876	.3867	.3857	.3847	.3836	.3825
.3	.3814	.3802	.3790	.3778	.3765	.3752	.3739	.3725	.3712	.3697
.4	.3683	.3668	.3653	.3637	.3621	.3605	.3589	.3572	.3555	.3538
.5	.3521	.3503	.3485	.3467	.3448	.3429	.3410	.3391	.3372	.3352
.6	.3332	.3312	.3292	.3271	.3251	.3230	.3209	.3187	.3166	.3144
.7	.3123	.3101	.3079	.3056	.3034	.3011	.2989	.2966	.2943	.2920
.8	.2897	.2874	.2850	.2827	.2803	.2780	.2756	.2732	.2709	.2685
.9	.2661	.2637	.2613	.2589	.2565	.2541	.2516	.2492	.2468	.2444
1.0	.2420	.2396	.2371	.2347	.2323	.2299	.2275	.2251	.2227	.2203
1.1	.2179	.2155	.2131	.2107	.2083	.2059	.2036	.2012	.1989	.1965
1.2	.1942	.1919	.1895	.1872	.1849	.1826	.1804	.1781	.1758	.1736
1.3	.1714	.1691	.1669	.1647	.1626	.1604	.1582	.1561	.1539	.1518
1.4	.1497	.1476	.1456	.1435	.1415	.1394	.1374	.1354	.1334	.1315
1.5	.1295	.1276	.1257	.1238	.1219	.1200	.1182	.1163	.1145	.1127
1.6	.1109	.1092	.1074	.1057	.1040	.1023	.1006	.0989	.0973	.0957
1.7	.0940	.0925	.0909	.0893	.0878	.0863	.0848	.0833	.0818	.0804
1.8	.0790	.0775	.0761	.0748	.0734	.0721	.0707	.0694	.0681	.0669
1.9	.0656	.0644	.0632	.0620	.0608	.0596	.0584	.0573	.0562	.0551
2.0	.0540	.0529	.0519	.0508	.0498	.0488	.0478	.0468	.0459	.0449
2.1	.0440	.0431	.0422	.0413	.0404	.0396	.0387	.0379	.0371	.0363
2.2	.0355	.0347	.0339	.0332	.0325	.0317	.0310	.0303	.0297	.0290
2.3	.0283	.0277	.0270	.0264	.0258	.0252	.0246	.0241	.0235	.0229
2.4	.0224	.0219	.0213	.0208	.0203	.0198	.0194	.0189	.0184	.0180
2.5	.0175	.0171	.0167	.0163	.0158	.0154	.0151	.0147	.0143	.0139
2.6	.0136	.0132	.0129	.0126	.0122	.0119	.0116	.0113	.0110	.0107
2.7	.0104	.0101	.0099	.0096	.0093	.0091	.0088	.0086	.0084	.0081
2.8	.0079	.0077	.0075	.0073	.0071	.0069	.0067	.0065	.0063	.0061
2.9	.0060	.0058	.0056	.0055	.0053	.0051	.0050	.0048	.0047	.0046
3.0	.0044	.0043	.0042	.0040	.0039	.0038	.0037	.0036	.0035	.0034
3.1	.0033	.0032	.0031	.0030	.0029	.0028	.0027	.0026	.0025	.0025
3.2	.0024	.0023	.0022	.0022	.0021	.0020	.0020	.0019	.0018	.0018
3.3	.0017	.0017	.0016	.0016	.0015	.0015	.0014	.0014	.0013	.0013
3.4	.0012	.0012	.0012	.0011	.0011	.0010	.0010	.0010	.0009	.0009

**TABELA 4 – DISTRIBUIÇÃO NORMAL – Função de distribuição**

$$\Phi(z) = P(Z \leq z) = \int_{-\infty}^z \frac{1}{\sqrt{2\pi}} e^{-x^2/2} dx$$



z	.00	.01	.02	.03	.04	.05	.06	.07	.08	.09
.0	.5000	.5040	.5080	.5120	.5160	.5199	.5239	.5279	.5319	.5359
.1	.5398	.5438	.5478	.5517	.5557	.5596	.5636	.5675	.5714	.5753
.2	.5793	.5832	.5871	.5910	.5948	.5987	.6026	.6064	.6103	.6141
.3	.6179	.6217	.6255	.6293	.6331	.6368	.6406	.6443	.6480	.6517
.4	.6554	.6591	.6628	.6664	.6700	.6736	.6772	.6808	.6844	.6879
.5	.6915	.6950	.6985	.7019	.7054	.7088	.7123	.7157	.7190	.7224
.6	.7257	.7291	.7324	.7357	.7389	.7422	.7454	.7486	.7517	.7549
.7	.7580	.7611	.7642	.7673	.7704	.7734	.7764	.7794	.7823	.7852
.8	.7881	.7910	.7939	.7967	.7995	.8023	.8051	.8078	.8106	.8133
.9	.8159	.8186	.8212	.8238	.8264	.8289	.8315	.8340	.8365	.8389
1.0	.8413	.8438	.8461	.8485	.8508	.8531	.8554	.8577	.8599	.8621
1.1	.8643	.8665	.8686	.8708	.8729	.8749	.8770	.8790	.8810	.8830
1.2	.8849	.8869	.8888	.8907	.8925	.8944	.8962	.8980	.8997	.9015
1.3	.9032	.9049	.9066	.9082	.9099	.9115	.9131	.9147	.9162	.9177
1.4	.9192	.9207	.9222	.9236	.9251	.9265	.9279	.9292	.9306	.9319
1.5	.9332	.9345	.9357	.9370	.9382	.9394	.9406	.9418	.9429	.9441
1.6	.9452	.9463	.9474	.9484	.9495	.9505	.9515	.9525	.9535	.9545
1.7	.9554	.9564	.9573	.9582	.9591	.9599	.9608	.9616	.9625	.9633
1.8	.9641	.9649	.9656	.9664	.9671	.9678	.9686	.9693	.9699	.9706
1.9	.9713	.9719	.9726	.9732	.9738	.9744	.9750	.9756	.9761	.9767
2.0	.9772	.9778	.9783	.9788	.9793	.9798	.9803	.9808	.9812	.9817
2.1	.9821	.9826	.9830	.9834	.9838	.9842	.9846	.9850	.9854	.9857
2.2	.9861	.9864	.9868	.9871	.9875	.9878	.9881	.9884	.9887	.9890
2.3	.9893	.9896	.9898	.9901	.9904	.9906	.9909	.9911	.9913	.9916
2.4	.9918	.9920	.9922	.9925	.9927	.9929	.9931	.9932	.9934	.9936
2.5	.9938	.9940	.9941	.9943	.9945	.9946	.9948	.9949	.9951	.9952
2.6	.9953	.9955	.9956	.9957	.9959	.9960	.9961	.9962	.9963	.9964
2.7	.9965	.9966	.9967	.9968	.9969	.9970	.9971	.9972	.9973	.9974
2.8	.9974	.9975	.9976	.9977	.9977	.9978	.9979	.9979	.9980	.9981
2.9	.9981	.9982	.9982	.9983	.9984	.9984	.9985	.9985	.9986	.9986
3.0	.9987	.9987	.9987	.9988	.9988	.9989	.9989	.9989	.9990	.9990
3.1	.9990	.9991	.9991	.9991	.9992	.9992	.9992	.9992	.9993	.9993
3.2	.9993	.9993	.9994	.9994	.9994	.9994	.9994	.9995	.9995	.9995
3.3	.9995	.9995	.9995	.9996	.9996	.9996	.9996	.9996	.9996	.9997
3.4	.9997	.9997	.9997	.9997	.9997	.9997	.9997	.9997	.9997	.9998

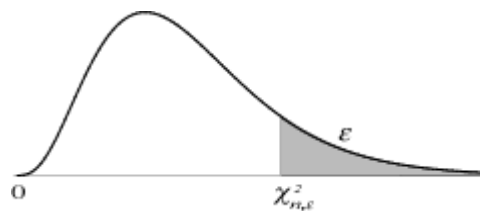
**TABELA 5 – DISTRIBUIÇÃO NORMAL:  $\Phi^{-1}(z)$**

$\varepsilon$	.0005	.0010	.0050	.0100	.0200	.0250	.0500	.1000	.2000	.3000	.4000
$z_\varepsilon$	3.290	3.090	2.576	2.326	2.054	1.960	1.645	1.282	.842	.524	.253
$z_{\varepsilon/2}$	3.481	3.290	2.807	2.576	2.326	2.241	1.960	1.645	1.282	1.036	.842

$$z_\varepsilon : P(Z > z_\varepsilon) = \varepsilon ; \quad z_{\varepsilon/2} : P(|Z| > z_{\varepsilon/2}) = \varepsilon .$$

**TABELA 6 – DISTRIBUIÇÃO DO QUI-QUADRADO**

$$\chi^2_{n,\varepsilon} : P(X > \chi^2_{n,\varepsilon}) = \varepsilon$$

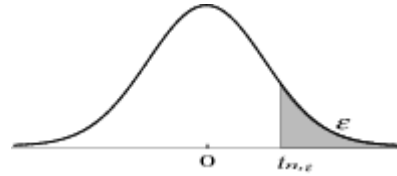


$\varepsilon$	.995	.990	.975	.950	.900	.750	.500	.250	.100	.050	.025	.010	.005	.001
<b>n</b>														
<b>1</b>	.000	.000	.001	.004	.016	.102	.455	1.323	2.706	3.841	5.024	6.635	7.879	10.827
<b>2</b>	.010	.020	.051	.103	.211	.575	1.386	2.773	4.605	5.991	7.378	9.210	10.597	13.815
<b>3</b>	.072	.115	.216	.352	.584	1.213	2.366	4.108	6.251	7.815	9.348	11.345	12.838	16.266
<b>4</b>	.207	.297	.484	.711	1.064	1.923	3.357	5.385	7.779	9.488	11.143	13.277	14.860	18.466
<b>5</b>	.412	.554	.831	1.145	1.610	2.675	4.351	6.626	9.236	11.070	12.832	15.086	16.750	20.515
<b>6</b>	.676	.872	1.237	1.635	2.204	3.455	5.348	7.841	10.645	12.592	14.449	16.812	18.548	22.457
<b>7</b>	.989	1.239	1.690	2.167	2.833	4.255	6.346	9.037	12.017	14.067	16.013	18.475	20.278	24.321
<b>8</b>	1.344	1.647	2.180	2.733	3.490	5.071	7.344	10.219	13.362	15.507	17.535	20.090	21.955	26.124
<b>9</b>	1.735	2.088	2.700	3.325	4.168	5.899	8.343	11.389	14.684	16.919	19.023	21.666	23.589	27.877
<b>10</b>	2.156	2.558	3.247	3.940	4.865	6.737	9.342	12.549	15.987	18.307	20.483	23.209	25.188	29.588
<b>11</b>	2.603	3.053	3.816	4.575	5.578	7.584	10.341	13.701	17.275	19.675	21.920	24.725	26.757	31.264
<b>12</b>	3.074	3.571	4.404	5.226	6.304	8.438	11.340	14.845	18.549	21.026	23.337	26.217	28.300	32.909
<b>13</b>	3.565	4.107	5.009	5.892	7.041	9.299	12.340	15.984	19.812	22.362	24.736	27.688	29.819	34.527
<b>14</b>	4.075	4.660	5.629	6.571	7.790	10.165	13.339	17.117	21.064	23.685	26.119	29.141	31.319	36.124
<b>15</b>	4.601	5.229	6.262	7.261	8.547	11.037	14.339	18.245	22.307	24.996	27.488	30.578	32.801	37.698
<b>16</b>	5.142	5.812	6.908	7.962	9.312	11.912	15.338	19.369	23.542	26.296	28.845	32.000	34.267	39.252
<b>17</b>	5.697	6.408	7.564	8.672	10.085	12.792	16.338	20.489	24.769	27.587	30.191	33.409	35.718	40.791
<b>18</b>	6.265	7.015	8.231	9.390	10.865	13.675	17.338	21.605	25.989	28.869	31.526	34.805	37.156	42.312
<b>19</b>	6.844	7.633	8.907	10.117	11.651	14.562	18.338	22.718	27.204	30.144	32.852	36.191	38.582	43.819
<b>20</b>	7.434	8.260	9.591	10.851	12.443	15.452	19.337	23.828	28.412	31.410	34.170	37.566	39.997	45.314
<b>21</b>	8.034	8.897	10.283	11.591	13.240	16.344	20.337	24.935	29.615	32.671	35.479	38.932	41.401	46.796
<b>22</b>	8.643	9.542	10.982	12.338	14.041	17.240	21.337	26.039	30.813	33.924	36.781	40.289	42.796	48.268
<b>23</b>	9.260	10.196	11.689	13.091	14.848	18.137	22.337	27.141	32.007	35.172	38.076	41.638	44.181	49.728
<b>24</b>	9.886	10.856	12.401	13.848	15.659	19.037	23.337	28.241	33.196	36.415	39.364	42.980	45.558	51.179
<b>25</b>	10.520	11.524	13.120	14.611	16.473	19.939	24.337	29.339	34.382	37.652	40.646	44.314	46.928	52.619
<b>26</b>	11.160	12.198	13.844	15.379	17.292	20.843	25.336	30.435	35.563	38.885	41.923	45.642	48.290	54.051
<b>27</b>	11.808	12.878	14.573	16.151	18.114	21.749	26.336	31.528	36.741	40.113	43.195	46.963	49.645	55.475
<b>28</b>	12.461	13.565	15.308	16.928	18.939	22.657	27.336	32.620	37.916	41.337	44.461	48.278	50.994	56.892
<b>29</b>	13.121	14.256	16.047	17.708	19.768	23.567	28.336	33.711	39.087	42.557	45.722	49.588	52.335	58.301
<b>30</b>	13.787	14.953	16.791	18.493	20.599	24.478	29.336	34.800	40.256	43.773	46.979	50.892	53.672	59.702
<b>40</b>	20.707	22.164	24.433	26.509	29.051	33.660	39.335	45.616	51.805	55.758	59.342	63.691	66.766	73.403
<b>50</b>	27.991	29.707	32.357	34.764	37.689	42.942	49.335	56.334	63.167	67.505	71.420	76.154	79.490	86.660
<b>60</b>	35.534	37.485	40.482	43.188	46.459	52.294	59.335	66.981	74.397	79.082	83.298	88.379	91.952	99.608
<b>70</b>	43.275	45.442	48.758	51.739	55.329	61.698	69.334	77.577	85.527	90.531	95.023	100.425	104.215	112.317
<b>80</b>	51.172	53.540	57.153	60.391	64.278	71.145	79.334	88.130	96.578	101.879	106.629	112.329	116.321	124.839
<b>90</b>	59.196	61.754	65.647	69.126	73.291	80.625	89.334	98.650	107.565	113.145	118.136	124.116	128.299	137.208
<b>100</b>	67.328	70.065	74.222	77.929	82.358	90.133	99.334	109.141	118.498	124.342	129.561	135.807	140.170	149.449



**TABELA 7 – DISTRIBUIÇÃO t-“Student”**

$$t_{n,\varepsilon} : P(X > t_{n,\varepsilon}) = \varepsilon$$



$\varepsilon$	.400	.250	.100	.050	.025	.010	.005	.001
<b>n</b>								
<b>1</b>	.325	1,000	3.078	6.314	12.706	31.821	63.656	318.289
<b>2</b>	.289	.816	1.886	2.920	4.303	6.965	9.925	22.328
<b>3</b>	.277	.765	1.638	2.353	3.182	4.541	5.841	10.214
<b>4</b>	.271	.741	1.533	2.132	2.776	3.747	4.604	7.173
<b>5</b>	.267	.727	1.476	2.015	2.571	3.365	4.032	5.894
<b>6</b>	.265	.718	1.440	1.943	2.447	3.143	3.707	5.208
<b>7</b>	.263	.711	1.415	1.895	2.365	2.998	3.499	4.785
<b>8</b>	.262	.706	1.397	1.860	2.306	2.896	3.355	4.501
<b>9</b>	.261	.703	1.383	1.833	2.262	2.821	3.250	4.297
<b>10</b>	.260	.700	1.372	1.812	2.228	2.764	3.169	4.144
<b>11</b>	.260	.697	1.363	1.796	2.201	2.718	3.106	4.025
<b>12</b>	.259	.695	1.356	1.782	2.179	2.681	3.055	3.930
<b>13</b>	.259	.694	1.350	1.771	2.160	2.650	3.012	3.852
<b>14</b>	.258	.692	1.345	1.761	2.145	2.624	2.977	3.787
<b>15</b>	.258	.691	1.341	1.753	2.131	2.602	2.947	3.733
<b>16</b>	.258	.690	1.337	1.746	2.120	2.583	2.921	3.686
<b>17</b>	.257	.689	1.333	1.740	2.110	2.567	2.898	3.646
<b>18</b>	.257	.688	1.330	1.734	2.101	2.552	2.878	3.610
<b>19</b>	.257	.688	1.328	1.729	2.093	2.539	2.861	3.579
<b>20</b>	.257	.687	1.325	1.725	2.086	2.528	2.845	3.552
<b>21</b>	.257	.686	1.323	1.721	2.080	2.518	2.831	3.527
<b>22</b>	.256	.686	1.321	1.717	2.074	2.508	2.819	3.505
<b>23</b>	.256	.685	1.319	1.714	2.069	2.500	2.807	3.485
<b>24</b>	.256	.685	1.318	1.711	2.064	2.492	2.797	3.467
<b>25</b>	.256	.684	1.316	1.708	2.060	2.485	2.787	3.450
<b>26</b>	.256	.684	1.315	1.706	2.056	2.479	2.779	3.435
<b>27</b>	.256	.684	1.314	1.703	2.052	2.473	2.771	3.421
<b>28</b>	.256	.683	1.313	1.701	2.048	2.467	2.763	3.408
<b>29</b>	.256	.683	1.311	1.699	2.045	2.462	2.756	3.396
<b>30</b>	.256	.683	1.310	1.697	2.042	2.457	2.750	3.385
<b>40</b>	.255	.681	1.303	1.684	2.021	2.423	2.704	3.307
<b>50</b>	.255	.679	1.299	1.676	2.009	2.403	2.678	3.261
<b>60</b>	.254	.679	1.296	1.671	2.000	2.390	2.660	3.232
<b>70</b>	.254	.678	1.294	1.667	1.994	2.381	2.648	3.211
<b>80</b>	.254	.678	1.292	1.664	1.990	2.374	2.639	3.195
<b>90</b>	.254	.677	1.291	1.662	1.987	2.368	2.632	3.183
<b>100</b>	.254	.677	1.290	1.660	1.984	2.364	2.626	3.174
<b>120</b>	.254	.677	1.289	1.658	1.980	2.358	2.617	3.160
<b><math>\infty</math></b>	.253	.674	1.282	1.645	1.960	2.326	2.576	3.090

**TABELA 8 – DISTRIBUIÇÃO F-SNEDCOR**

$$F_{m,n,\varepsilon} : P(X > F_{m,n,\varepsilon}) = \varepsilon$$



		m - graus de liberdade do numerador																			
		$\varepsilon$	1	2	3	4	5	6	7	8	9	10	12	15	20	24	30	40	60	120	$\infty$
n - graus de liberdade do denominador	1	.100	39.86	49.50	53.59	55.83	57.24	58.20	58.91	59.44	59.86	60.19	60.71	61.22	61.74	62.00	62.26	62.53	62.79	63.06	63.33
		.050	161.45	199.50	215.71	224.58	230.16	233.99	236.77	238.88	240.54	241.88	243.90	245.95	248.02	249.05	250.10	251.14	252.20	253.25	254.32
		.025	647.79	799.48	864.15	899.60	921.83	937.11	948.20	956.64	963.28	968.63	976.72	984.87	993.08	997.27	1001.40	1005.60	1009.79	1014.04	1018.26
		.010	4052.18	4999.34	5403.53	5624.26	5763.96	5858.95	5928.33	5980.95	6022.40	6055.93	6106.68	6156.97	6208.66	6234.27	6260.35	6286.43	6312.97	6339.51	6365.59
	2	.100	8.53	9.00	9.16	9.24	9.29	9.33	9.35	9.37	9.38	9.39	9.41	9.42	9.44	9.45	9.46	9.47	9.47	9.48	9.49
		.050	18.51	19.00	19.16	19.25	19.30	19.33	19.35	19.37	19.38	19.40	19.41	19.43	19.45	19.45	19.46	19.47	19.48	19.49	19.50
		.025	38.51	39.00	39.17	39.25	39.30	39.33	39.36	39.37	39.39	39.40	39.41	39.43	39.45	39.46	39.46	39.47	39.48	39.49	39.50
		.010	98.50	99.00	99.16	99.25	99.30	99.33	99.36	99.38	99.39	99.40	99.42	99.43	99.45	99.46	99.47	99.48	99.48	99.49	99.50
	3	.100	5.54	5.46	5.39	5.34	5.31	5.28	5.27	5.25	5.24	5.23	5.22	5.20	5.18	5.18	5.17	5.16	5.15	5.14	5.13
		.050	10.13	9.55	9.28	9.12	9.01	8.94	8.89	8.85	8.81	8.79	8.74	8.70	8.66	8.64	8.62	8.59	8.57	8.55	8.53
		.025	17.44	16.04	15.44	15.10	14.88	14.73	14.62	14.54	14.47	14.42	14.34	14.25	14.17	14.12	14.08	14.04	13.99	13.95	13.90
		.010	34.12	30.82	29.46	28.71	28.24	27.91	27.67	27.49	27.34	27.23	27.05	26.87	26.69	26.60	26.50	26.41	26.32	26.22	26.13
	4	.100	4.54	4.32	4.19	4.11	4.05	4.01	3.98	3.95	3.94	3.92	3.90	3.87	3.84	3.83	3.82	3.80	3.79	3.78	3.76
		.050	7.71	6.94	6.59	6.39	6.26	6.16	6.09	6.04	6.00	5.96	5.91	5.86	5.80	5.77	5.75	5.72	5.69	5.66	5.63
		.025	12.22	10.65	9.98	9.60	9.36	9.20	9.07	8.98	8.90	8.84	8.75	8.66	8.56	8.51	8.46	8.41	8.36	8.31	8.26
		.010	21.20	18.00	16.69	15.98	15.52	15.21	14.98	14.80	14.66	14.55	14.37	14.20	14.02	13.93	13.84	13.75	13.65	13.56	13.46
	5	.100	4.06	3.78	3.62	3.52	3.45	3.40	3.37	3.34	3.32	3.30	3.27	3.24	3.21	3.19	3.17	3.16	3.14	3.12	3.11
		.050	6.61	5.79	5.41	5.19	5.05	4.95	4.88	4.82	4.77	4.74	4.68	4.62	4.56	4.53	4.50	4.46	4.43	4.40	4.37
		.025	10.01	8.43	7.76	7.39	7.15	6.98	6.85	6.76	6.68	6.62	6.52	6.43	6.33	6.28	6.23	6.18	6.12	6.07	6.02
		.010	16.26	13.27	12.06	11.39	10.97	10.67	10.46	10.29	10.16	10.05	9.89	9.72	9.55	9.47	9.38	9.29	9.20	9.11	9.02
6	.100	3.78	3.46	3.29	3.18	3.11	3.05	3.01	2.98	2.96	2.94	2.90	2.87	2.84	2.82	2.80	2.78	2.76	2.74	2.72	
	.050	5.99	5.14	4.76	4.53	4.39	4.28	4.21	4.15	4.10	4.06	4.00	3.94	3.87	3.84	3.81	3.77	3.74	3.70	3.67	
	.025	8.81	7.26	6.60	6.23	5.99	5.82	5.70	5.60	5.52	5.46	5.37	5.27	5.17	5.12	5.07	5.01	4.96	4.90	4.85	
	.010	13.75	10.92	9.78	9.15	8.75	8.47	8.26	8.10	7.98	7.87	7.72	7.56	7.40	7.31	7.23	7.14	7.06	6.97	6.88	
7	.100	3.59	3.26	3.07	2.96	2.88	2.83	2.78	2.75	2.72	2.70	2.67	2.63	2.59	2.58	2.56	2.54	2.51	2.49	2.47	
	.050	5.59	4.74	4.35	4.12	3.97	3.87	3.79	3.73	3.68	3.64	3.57	3.51	3.44	3.41	3.38	3.34	3.30	3.27	3.23	
	.025	8.07	6.54	5.89	5.52	5.29	5.12	4.99	4.90	4.82	4.76	4.67	4.57	4.47	4.41	4.36	4.31	4.25	4.20	4.14	
	.010	12.25	9.55	8.45	7.85	7.46	7.19	6.99	6.84	6.72	6.62	6.47	6.31	6.16	6.07	5.99	5.91	5.82	5.74	5.65	
8	.100	3.46	3.11	2.92	2.81	2.73	2.67	2.62	2.59	2.56	2.54	2.50	2.46	2.42	2.40	2.38	2.36	2.34	2.32	2.29	
	.050	5.32	4.46	4.07	3.84	3.69	3.58	3.50	3.44	3.39	3.35	3.28	3.22	3.15	3.12	3.08	3.04	3.01	2.97	2.93	
	.025	7.57	6.06	5.42	5.05	4.82	4.65	4.53	4.43	4.36	4.30	4.20	4.10	4.00	3.95	3.89	3.84	3.78	3.73	3.67	
	.010	11.26	8.65	7.59	7.01	6.63	6.37	6.18	6.03	5.91	5.81	5.67	5.52	5.36	5.28	5.20	5.12	5.03	4.95	4.86	
9	.100	3.36	3.01	2.81	2.69	2.61	2.55	2.51	2.47	2.44	2.42	2.38	2.34	2.30	2.28	2.25	2.23	2.21	2.18	2.16	
	.050	5.12	4.26	3.86	3.63	3.48	3.37	3.29	3.23	3.18	3.14	3.07	3.01	2.94	2.90	2.86	2.83	2.79	2.75	2.71	
	.025	7.21	5.71	5.08	4.72	4.48	4.32	4.20	4.10	4.03	3.96	3.87	3.77	3.67	3.61	3.56	3.51	3.45	3.39	3.33	
	.010	10.56	8.02	6.99	6.42	6.06	5.80	5.61	5.47	5.35	5.26	5.11	4.96	4.81	4.73	4.65	4.57	4.48	4.40	4.31	

**TABELA 8 – DISTRIBUIÇÃO F-SNEDCOR (Continuação)**

		m – graus de liberdade do numerador																			
		$\epsilon$	1	2	3	4	5	6	7	8	9	10	12	15	20	24	30	40	60	120	$\infty$
n – graus de liberdade do denominador	10	.100	3.29	2.92	2.73	2.61	2.52	2.46	2.41	2.38	2.35	2.32	2.28	2.24	2.20	2.18	2.16	2.13	2.11	2.08	2.06
		.050	4.96	4.10	3.71	3.48	3.33	3.22	3.14	3.07	3.02	2.98	2.91	2.85	2.77	2.74	2.70	2.66	2.62	2.58	2.54
		.025	6.94	5.46	4.83	4.47	4.24	4.07	3.95	3.85	3.78	3.72	3.62	3.52	3.42	3.37	3.31	3.26	3.20	3.14	3.08
		.010	10.04	7.56	6.55	5.99	5.64	5.39	5.20	5.06	4.94	4.85	4.71	4.56	4.41	4.33	4.25	4.17	4.08	4.00	3.91
	11	.100	3.23	2.86	2.66	2.54	2.45	2.39	2.34	2.30	2.27	2.25	2.21	2.17	2.12	2.10	2.08	2.05	2.03	2.00	1.97
		.050	4.84	3.98	3.59	3.36	3.20	3.09	3.01	2.95	2.90	2.85	2.79	2.72	2.65	2.61	2.57	2.53	2.49	2.45	2.40
		.025	6.72	5.26	4.63	4.28	4.04	3.88	3.76	3.66	3.59	3.53	3.43	3.33	3.23	3.17	3.12	3.06	3.00	2.94	2.88
		.010	9.65	7.21	6.22	5.67	5.32	5.07	4.89	4.74	4.63	4.54	4.40	4.25	4.10	4.02	3.94	3.86	3.78	3.69	3.60
	12	.100	3.18	2.81	2.61	2.48	2.39	2.33	2.28	2.24	2.21	2.19	2.15	2.10	2.06	2.04	2.01	1.99	1.96	1.93	1.90
		.050	4.75	3.89	3.49	3.26	3.11	3.00	2.91	2.85	2.80	2.75	2.69	2.62	2.54	2.51	2.47	2.43	2.38	2.34	2.30
		.025	6.55	5.10	4.47	4.12	3.89	3.73	3.61	3.51	3.44	3.37	3.28	3.18	3.07	3.02	2.96	2.91	2.85	2.79	2.72
		.010	9.33	6.93	5.95	5.41	5.06	4.82	4.64	4.50	4.39	4.30	4.16	4.01	3.86	3.78	3.70	3.62	3.54	3.45	3.36
	13	.100	3.14	2.76	2.56	2.43	2.35	2.28	2.23	2.20	2.16	2.14	2.10	2.05	2.01	1.98	1.96	1.93	1.90	1.88	1.85
		.050	4.67	3.81	3.41	3.18	3.03	2.92	2.83	2.77	2.71	2.67	2.60	2.53	2.46	2.42	2.38	2.34	2.30	2.25	2.21
		.025	6.41	4.97	4.35	4.00	3.77	3.60	3.48	3.39	3.31	3.25	3.15	3.05	2.95	2.89	2.84	2.78	2.72	2.66	2.60
		.010	9.07	6.70	5.74	5.21	4.86	4.62	4.44	4.30	4.19	4.10	3.96	3.82	3.66	3.59	3.51	3.43	3.34	3.25	3.17
	14	.100	3.10	2.73	2.52	2.39	2.31	2.24	2.19	2.15	2.12	2.10	2.05	2.01	1.96	1.94	1.91	1.89	1.86	1.83	1.80
		.050	4.60	3.74	3.34	3.11	2.96	2.85	2.76	2.70	2.65	2.60	2.53	2.46	2.39	2.35	2.31	2.27	2.22	2.18	2.13
		.025	6.30	4.86	4.24	3.89	3.66	3.50	3.38	3.29	3.21	3.15	3.05	2.95	2.84	2.79	2.73	2.67	2.61	2.55	2.49
		.010	8.86	6.51	5.56	5.04	4.69	4.46	4.28	4.14	4.03	3.94	3.80	3.66	3.51	3.43	3.35	3.27	3.18	3.09	3.00
15	.100	3.07	2.70	2.49	2.36	2.27	2.21	2.16	2.12	2.09	2.06	2.02	1.97	1.92	1.90	1.87	1.85	1.82	1.79	1.76	
	.050	4.54	3.68	3.29	3.06	2.90	2.79	2.71	2.64	2.59	2.54	2.48	2.40	2.33	2.29	2.25	2.20	2.16	2.11	2.07	
	.025	6.20	4.77	4.15	3.80	3.58	3.41	3.29	3.20	3.12	3.06	2.96	2.86	2.76	2.70	2.64	2.59	2.52	2.46	2.40	
	.010	8.68	6.36	5.42	4.89	4.56	4.32	4.14	4.00	3.89	3.80	3.67	3.52	3.37	3.29	3.21	3.13	3.05	2.96	2.87	
16	.100	3.05	2.67	2.46	2.33	2.24	2.18	2.13	2.09	2.06	2.03	1.99	1.94	1.89	1.87	1.84	1.81	1.78	1.75	1.72	
	.050	4.49	3.63	3.24	3.01	2.85	2.74	2.66	2.59	2.54	2.49	2.42	2.35	2.28	2.24	2.19	2.15	2.11	2.06	2.01	
	.025	6.12	4.69	4.08	3.73	3.50	3.34	3.22	3.12	3.05	2.99	2.89	2.79	2.68	2.63	2.57	2.51	2.45	2.38	2.32	
	.010	8.53	6.23	5.29	4.77	4.44	4.20	4.03	3.89	3.78	3.69	3.55	3.41	3.26	3.18	3.10	3.02	2.93	2.84	2.75	
17	.100	3.03	2.64	2.44	2.31	2.22	2.15	2.10	2.06	2.03	2.00	1.96	1.91	1.86	1.84	1.81	1.78	1.75	1.72	1.69	
	.050	4.45	3.59	3.20	2.96	2.81	2.70	2.61	2.55	2.49	2.45	2.38	2.31	2.23	2.19	2.15	2.10	2.06	2.01	1.96	
	.025	6.04	4.62	4.01	3.66	3.44	3.28	3.16	3.06	2.98	2.92	2.82	2.72	2.62	2.56	2.50	2.44	2.38	2.32	2.25	
	.010	8.40	6.11	5.19	4.67	4.34	4.10	3.93	3.79	3.68	3.59	3.46	3.31	3.16	3.08	3.00	2.92	2.83	2.75	2.65	
18	.100	3.01	2.62	2.42	2.29	2.20	2.13	2.08	2.04	2.00	1.98	1.93	1.89	1.84	1.81	1.78	1.75	1.72	1.69	1.66	
	.050	4.41	3.55	3.16	2.93	2.77	2.66	2.58	2.51	2.46	2.41	2.34	2.27	2.19	2.15	2.11	2.06	2.02	1.97	1.92	
	.025	5.98	4.56	3.95	3.61	3.38	3.22	3.10	3.01	2.93	2.87	2.77	2.67	2.56	2.50	2.44	2.38	2.32	2.26	2.19	
	.010	8.29	6.01	5.09	4.58	4.25	4.01	3.84	3.71	3.60	3.51	3.37	3.23	3.08	3.00	2.92	2.84	2.75	2.66	2.57	
19	.100	2.99	2.61	2.40	2.27	2.18	2.11	2.06	2.02	1.98	1.96	1.91	1.86	1.81	1.79	1.76	1.73	1.70	1.67	1.63	
	.050	4.38	3.52	3.13	2.90	2.74	2.63	2.54	2.48	2.42	2.38	2.31	2.23	2.16	2.11	2.07	2.03	1.98	1.93	1.88	
	.025	5.92	4.51	3.90	3.56	3.33	3.17	3.05	2.96	2.88	2.82	2.72	2.62	2.51	2.45	2.39	2.33	2.27	2.20	2.13	
	.010	8.18	5.93	5.01	4.50	4.17	3.94	3.77	3.63	3.52	3.43	3.30	3.15	3.00	2.92	2.84	2.76	2.67	2.58	2.49	

**TABELA 8 – DISTRIBUIÇÃO F-SNEDCOR (Continuação)**

		m – graus de liberdade do numerador																			
		$\epsilon$	1	2	3	4	5	6	7	8	9	10	12	15	20	24	30	40	60	120	$\infty$
n – graus de liberdade do denominador	20	.100	2.97	2.59	2.38	2.25	2.16	2.09	2.04	2.00	1.96	1.94	1.89	1.84	1.79	1.77	1.74	1.71	1.68	1.64	1.61
		.050	4.35	3.49	3.10	2.87	2.71	2.60	2.51	2.45	2.39	2.35	2.28	2.20	2.12	2.08	2.04	1.99	1.95	1.90	1.84
		.025	5.87	4.46	3.86	3.51	3.29	3.13	3.01	2.91	2.84	2.77	2.68	2.57	2.46	2.41	2.35	2.29	2.22	2.16	2.09
		.010	8.10	5.85	4.94	4.43	4.10	3.87	3.70	3.56	3.46	3.37	3.23	3.09	2.94	2.86	2.78	2.69	2.61	2.52	2.42
	22	.100	2.95	2.56	2.35	2.22	2.13	2.06	2.01	1.97	1.93	1.90	1.86	1.81	1.76	1.73	1.70	1.67	1.64	1.60	1.57
		.050	4.30	3.44	3.05	2.82	2.66	2.55	2.46	2.40	2.34	2.30	2.23	2.15	2.07	2.03	1.98	1.94	1.89	1.84	1.78
		.025	5.79	4.38	3.78	3.44	3.22	3.05	2.93	2.84	2.76	2.70	2.60	2.50	2.39	2.33	2.27	2.21	2.14	2.08	2.00
		.010	7.95	5.72	4.82	4.31	3.99	3.76	3.59	3.45	3.35	3.26	3.12	2.98	2.83	2.75	2.67	2.58	2.50	2.40	2.31
	24	.100	2.93	2.54	2.33	2.19	2.10	2.04	1.98	1.94	1.91	1.88	1.83	1.78	1.73	1.70	1.67	1.64	1.61	1.57	1.53
		.050	4.26	3.40	3.01	2.78	2.62	2.51	2.42	2.36	2.30	2.25	2.18	2.11	2.03	1.98	1.94	1.89	1.84	1.79	1.73
		.025	5.72	4.32	3.72	3.38	3.15	2.99	2.87	2.78	2.70	2.64	2.54	2.44	2.33	2.27	2.21	2.15	2.08	2.01	1.94
		.010	7.82	5.61	4.72	4.22	3.90	3.67	3.50	3.36	3.26	3.17	3.03	2.89	2.74	2.66	2.58	2.49	2.40	2.31	2.21
	26	.100	2.91	2.52	2.31	2.17	2.08	2.01	1.96	1.92	1.88	1.86	1.81	1.76	1.71	1.68	1.65	1.61	1.58	1.54	1.50
		.050	4.23	3.37	2.98	2.74	2.59	2.47	2.39	2.32	2.27	2.22	2.15	2.07	1.99	1.95	1.90	1.85	1.80	1.75	1.69
		.025	5.66	4.27	3.67	3.33	3.10	2.94	2.82	2.73	2.65	2.59	2.49	2.39	2.28	2.22	2.16	2.09	2.03	1.95	1.88
		.010	7.72	5.53	4.64	4.14	3.82	3.59	3.42	3.29	3.18	3.09	2.96	2.81	2.66	2.58	2.50	2.42	2.33	2.23	2.13
	28	.100	2.89	2.50	2.29	2.16	2.06	2.00	1.94	1.90	1.87	1.84	1.79	1.74	1.69	1.66	1.63	1.59	1.56	1.52	1.48
		.050	4.20	3.34	2.95	2.71	2.56	2.45	2.36	2.29	2.24	2.19	2.12	2.04	1.96	1.91	1.87	1.82	1.77	1.71	1.65
		.025	5.61	4.22	3.63	3.29	3.06	2.90	2.78	2.69	2.61	2.55	2.45	2.34	2.23	2.17	2.11	2.05	1.98	1.91	1.83
		.010	7.64	5.45	4.57	4.07	3.75	3.53	3.36	3.23	3.12	3.03	2.90	2.75	2.60	2.52	2.44	2.35	2.26	2.17	2.06
30	.100	2.88	2.49	2.28	2.14	2.05	1.98	1.93	1.88	1.85	1.82	1.77	1.72	1.67	1.64	1.61	1.57	1.54	1.50	1.46	
	.050	4.17	3.32	2.92	2.69	2.53	2.42	2.33	2.27	2.21	2.16	2.09	2.01	1.93	1.89	1.84	1.79	1.74	1.68	1.62	
	.025	5.57	4.18	3.59	3.25	3.03	2.87	2.75	2.65	2.57	2.51	2.41	2.31	2.20	2.14	2.07	2.01	1.94	1.87	1.79	
	.010	7.56	5.39	4.51	4.02	3.70	3.47	3.30	3.17	3.07	2.98	2.84	2.70	2.55	2.47	2.39	2.30	2.21	2.11	2.01	
40	.100	2.84	2.44	2.23	2.09	2.00	1.93	1.87	1.83	1.79	1.76	1.71	1.66	1.61	1.57	1.54	1.51	1.47	1.42	1.38	
	.050	4.08	3.23	2.84	2.61	2.45	2.34	2.25	2.18	2.12	2.08	2.00	1.92	1.84	1.79	1.74	1.69	1.64	1.58	1.51	
	.025	5.42	4.05	3.46	3.13	2.90	2.74	2.62	2.53	2.45	2.39	2.29	2.18	2.07	2.01	1.94	1.88	1.80	1.72	1.64	
	.010	7.31	5.18	4.31	3.83	3.51	3.29	3.12	2.99	2.89	2.80	2.66	2.52	2.37	2.29	2.20	2.11	2.02	1.92	1.80	
60	.100	2.79	2.39	2.18	2.04	1.95	1.87	1.82	1.77	1.74	1.71	1.66	1.60	1.54	1.51	1.48	1.44	1.40	1.35	1.29	
	.050	4.00	3.15	2.76	2.53	2.37	2.25	2.17	2.10	2.04	1.99	1.92	1.84	1.75	1.70	1.65	1.59	1.53	1.47	1.39	
	.025	5.29	3.93	3.34	3.01	2.79	2.63	2.51	2.41	2.33	2.27	2.17	2.06	1.94	1.88	1.82	1.74	1.67	1.58	1.48	
	.010	7.08	4.98	4.13	3.65	3.34	3.12	2.95	2.82	2.72	2.63	2.50	2.35	2.20	2.12	2.03	1.94	1.84	1.73	1.60	
120	.100	2.75	2.35	2.13	1.99	1.90	1.82	1.77	1.72	1.68	1.65	1.60	1.55	1.48	1.45	1.41	1.37	1.32	1.26	1.19	
	.050	3.92	3.07	2.68	2.45	2.29	2.18	2.09	2.02	1.96	1.91	1.83	1.75	1.66	1.61	1.55	1.50	1.43	1.35	1.25	
	.025	5.15	3.80	3.23	2.89	2.67	2.52	2.39	2.30	2.22	2.16	2.05	1.94	1.82	1.76	1.69	1.61	1.53	1.43	1.31	
	.010	6.85	4.79	3.95	3.48	3.17	2.96	2.79	2.66	2.56	2.47	2.34	2.19	2.03	1.95	1.86	1.76	1.66	1.53	1.38	
8	.100	2.71	2.30	2.08	1.94	1.85	1.77	1.72	1.67	1.63	1.60	1.55	1.49	1.42	1.38	1.34	1.30	1.24	1.17	1.00	
	.050	3.84	3.00	2.60	2.37	2.21	2.10	2.01	1.94	1.88	1.83	1.75	1.67	1.57	1.52	1.46	1.39	1.32	1.22	1.00	
	.025	5.02	3.69	3.12	2.79	2.57	2.41	2.29	2.19	2.11	2.05	1.94	1.83	1.71	1.64	1.57	1.48	1.39	1.27	1.00	
	.010	6.63	4.61	3.78	3.32	3.02	2.80	2.64	2.51	2.41	2.32	2.18	2.04	1.88	1.79	1.70	1.59	1.47	1.32	1.00	