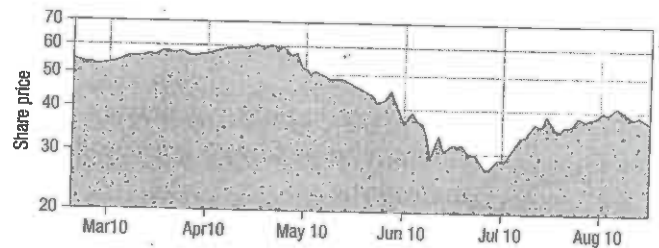


## 9 Prepositions (Module 8)

1 Choose the correct preposition to complete the sentences.

- I think this is a product that will appeal *for / to / with* younger people.
- Sarah is going to be in charge *of / for / to* the product launch.
- When I joined *to / at / —* the company in 2007, it was in a crisis.
- They were forced to lay *down / back / off* 300 workers during the recession.
- Can you put me through *with / — / to* the sales department, please?
- He'd like you to call *to / — / at* him before four o'clock?
- Their policy is to spend a lot of money *on / for / with* advertising.
- We had to borrow money *to / by / from* the bank to fund the project.
- Next week we are moving *in / to / —* new offices outside the city.
- I'm not opposed *to / with / against* the idea; I just think we need to discuss it more.
- We have to compete *to / with / at* companies that are much bigger than we are.
- A lot of people complain *for / of / about* the quality of the product.
- At / In / On* average, our staff take half an hour for lunch.
- Four *out of / from / by* ten office workers drive their cars to work.
- At / By / On* the end of the year, we will have launched all three products.
- Our target of maintaining production levels *with / through / at* 13% has been successful.
- Over / Through / By* the last ten months, our company has taken on over a hundred new technicians.
- We need to reduce the cost of our air travel *from / by / down* at least 30%.

2 Look at the graph. Then, using prepositions, complete the sentences describing the performance of the oil company BP's share price before, during and after the oil disaster in the Gulf of Mexico.



- \_\_\_\_\_ March and the end of April 2010 the share price had been rising steadily from £55 \_\_\_\_\_ £60 per share.
- \_\_\_\_\_ 20th April an oil rig exploded in the Gulf of Mexico, but \_\_\_\_\_ three days the share price remained stable \_\_\_\_\_ around £60 per share.
- However, when the full extent of the disaster became clear there was a sharp fall \_\_\_\_\_ the share price.
- \_\_\_\_\_ the next seven weeks BP tried, but failed, to control the leak and the share price plummeted \_\_\_\_\_ a low \_\_\_\_\_ £27.
- \_\_\_\_\_ the end of June engineers were beginning to get the situation under control and the share price rose \_\_\_\_\_ £3 \_\_\_\_\_ £30.
- \_\_\_\_\_ last in mid July it seemed the company had the situation under control and the share price returned to just under £40.
- It has remained \_\_\_\_\_ more or less this level since then.
- Some analysts are doubtful that the share price will ever return \_\_\_\_\_ the levels it enjoyed before this crisis.

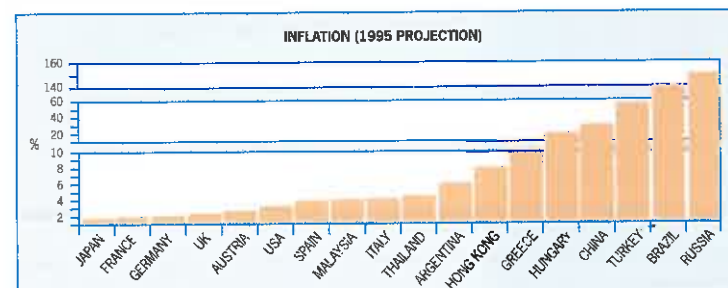
### Communication: writing

3 Work in pairs. Write a statistic about each of the following (invent the information if necessary):

- The salaries of bankers
- The amount of fast food that people in your country eat
- Recent changes in weather conditions (rain, temperature)
- Industry in your town
- Popularity of iPhones in recent years
- Smoking among young people

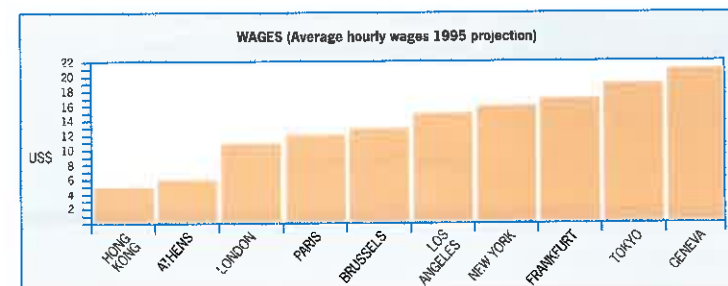
**Comparing countries**

Your company is planning to open new offices and factories around the world and you are collecting statistics. Study the graphs and complete the reports. Use only one word per space.



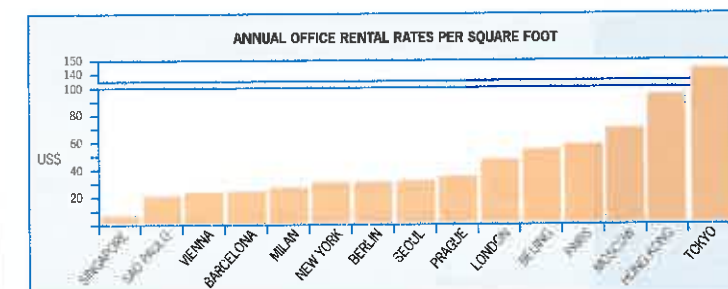
\_\_\_\_\_ <sup>1</sup> has the highest rate of inflation and \_\_\_\_\_ <sup>2</sup> has the lowest. The rate of inflation in \_\_\_\_\_ <sup>3</sup> is higher than Italy, but lower than in Argentina.

Source: The Economist Intelligence Unit



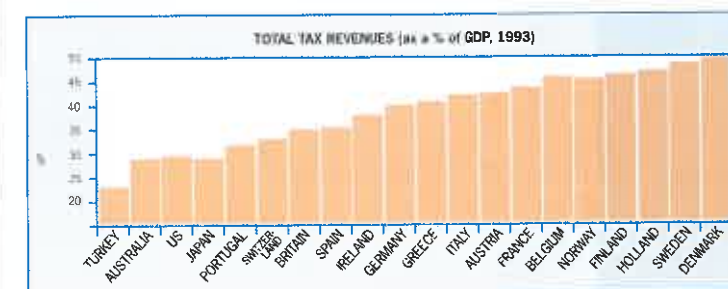
Workers in Geneva receive \_\_\_\_\_ <sup>4</sup> wages and workers in Hong Kong receive \_\_\_\_\_ <sup>5</sup>. Parisians receive \_\_\_\_\_ <sup>6</sup> wages \_\_\_\_\_ <sup>7</sup> New Yorkers but \_\_\_\_\_ <sup>8</sup> wages \_\_\_\_\_ <sup>9</sup> Athenians.

Source: BICOL; UBS



Companies in \_\_\_\_\_ <sup>10</sup> spend the most on rent and companies in \_\_\_\_\_ <sup>11</sup> spend the least. Companies spend less on rent in \_\_\_\_\_ <sup>12</sup> than New York but more than they spend in Barcelona.

Source: Moran Stahl & Boyer, 1994



The Danes pay \_\_\_\_\_ <sup>13</sup> tax and the Turks pay \_\_\_\_\_ <sup>14</sup>. The Spanish pay \_\_\_\_\_ <sup>15</sup> the Japanese but \_\_\_\_\_ <sup>16</sup> the Italians.

Source: OECD