

Masters in FINANCE

Financial Options: Basics

Corporate Investment Appraisal

Fall 2016



100 ANOS A PENSAR NO FUTURO





BIBLIOGRAPHY

- In any of the Corporate Finance textbooks, the chapter on “Financial Options” or “Option Pricing”.
- For those who wish to take this deeper, you can have a look at Hull’s book which will be used in “Derivatives” in the second semester



OUTLINE

What are Options?

Different Types

- Call;
- Put.

- European;
- American.

Diagrams of Payoffs at Maturity.

- Binomial Model:
 - Valuation of options through “replication”;
 - delta of an option and hedging;
 - Volatility;
 - Time to maturity;
 - “Risk Neutral” valuation.
- Black-Scholes Formula.
- Put-Call Parity.



BASIC DEFINITIONS

CALL Option:

is a right to buy an (underlying) asset at a pre-established exercise (strike) price.

PUT Option:

Is a right to sell an asset at a pre-established exercise price.

- European Options:

- may be exercised only *at one date* (expiry ou *maturity*).

- American Options:

- May be exercised any time *until* maturity

PAYOFFS AT MATURITY: CALL

Buyer of the Call (Long):

Payoff

$$\text{Max}(0, S_T - K)$$

K Asset
Value

S_T is asset value at maturity
K is the exercise price.

Seller of the Call (Short):

Payoff

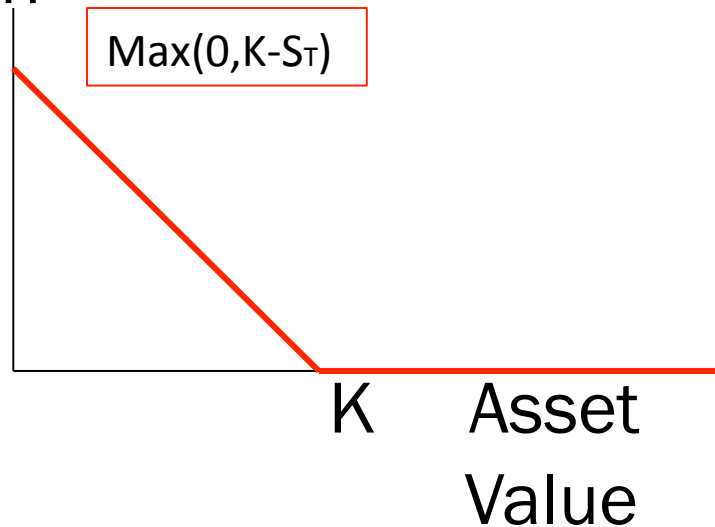
$$\text{Min}(0, K - S_T)$$

K Asset
Value

PAYOFFS AT MATURITY: PUT

Buyer of the Put (Long):

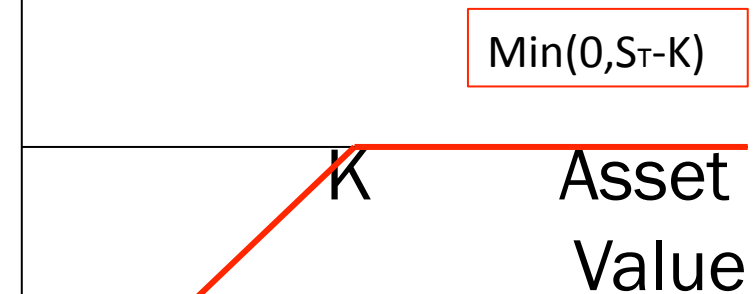
Payoff



S_T is asset value at maturity
 K is the exercise price.

Seller of the Put (Short):

Payoff



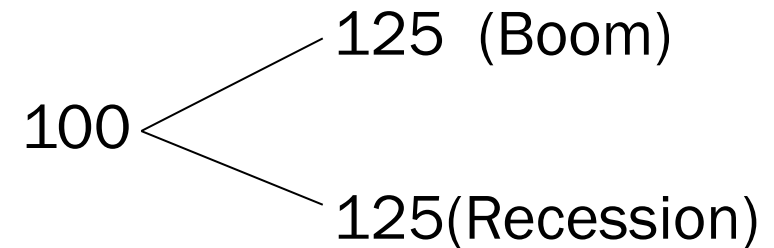


BINOMIAL VALUATION OF OPTIONS: EXAMPLE

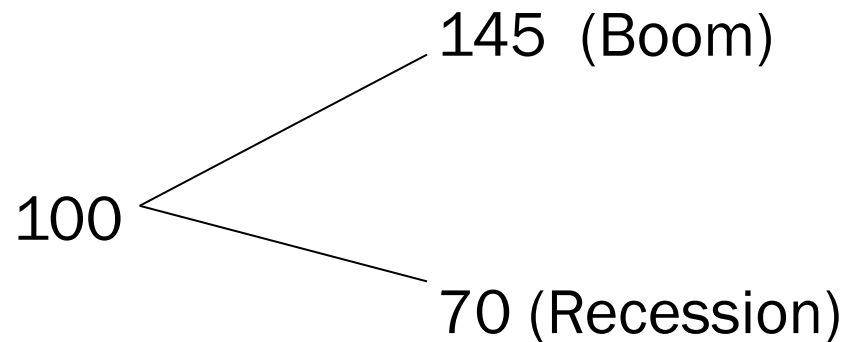
The Binomial Model assumes that, in each period (time step), the return of the underlying asset can take one of two possible values.

What's the Price of an Option written on such an asset?

(2) Bond (Rf rate 25%)

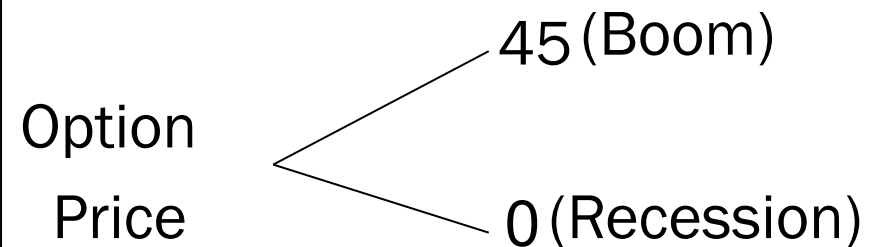


(1) Share/Underlying Asset



(3) Call Option

(Exercise Price=100)





BINOMIAL MODEL: REPLICATION

Valuation of Options: using “replication” (hedging portfolio);

Intuition: find a combination of the stock (underlying asset) and the risk-free bond, which exactly reproduces the payoffs of the option at the maturity.



DELTA OF THE CALL OPTION: WHAT? HOW?

What? The component of shares (underlying asset) in the replicating portfolio is the delta of the option (Δ);

Note that a call option is a leveraged position on the stock;

To compute the delta of the option (Δ), we must solve the following equations:

$$\begin{cases} uS\Delta + (1 + r_f)B = C^{up} \\ dS\Delta + (1 + r_f)B = C_{down} \\ 1.45 \cdot 100 \cdot \Delta + 1.25 \cdot B = 45 \\ 0.7 \cdot 100 \cdot \Delta + 1.25 \cdot B = 0 \end{cases}$$

DELTA OF THE CALL OPTION: FORMULAE

Solving:

$$\Delta = \frac{C^{up} - C_{down}}{(u - d)S}$$

$$B = \frac{uC_{down} - dC^{up}}{(u - d)(1 + r_f)}$$

The value of the option is:

$$\Delta S + B$$

- For this example:

$$\Delta = 0.592$$

$$B = -32.7$$

- The option value is:
 $0.592 * 100 - 32.7 = 26.5$

THE PRICE IS RIGHT! - ARBITRAGE

Suppose that the call is being sold for 20, instead of its theoretical value of 26.50;

Consider this strategy:

Buy the Call; and

Sell $\Delta = 0.592$ shares, and lend an amount $B = 32.7$ at the risk-free rate 25%.

	Payoff Boom	Payoff Reces- sion
Option	45	0
Hedge portfolio	-45	0

- Would have made a risk-free profit of 6.5 immediately!!



BINOMIAL MODEL: REPLICATION

	Share	Bond	Total
Portfolio	0.592	-0.327	-
Payoff in Boom	$0.592 \cdot 145$	$-0.327 \cdot 125$	45
Payoff in Recession	$0.592 \cdot 70$	$-0.327 \cdot 125$	0
Price	100	100	-
Value of the Portfolio	59.2	-32.7	26.5

BINOMIAL MODEL: RISK-NEUTRAL METHOD

Note: the Risk Neutral valuation derives from the replicating portfolio method;

Note: the Risk Neutral method is valid for multi-period problems.

How does it work? By computing the “risk neutral” probabilities of the nodes, and discounting the expected payoffs at the risk-free rate.

- Value of the Call = $\Delta S + B$
- May also be written as:

$$C = \frac{pC^{up} + (1-p)C_{down}}{r}$$

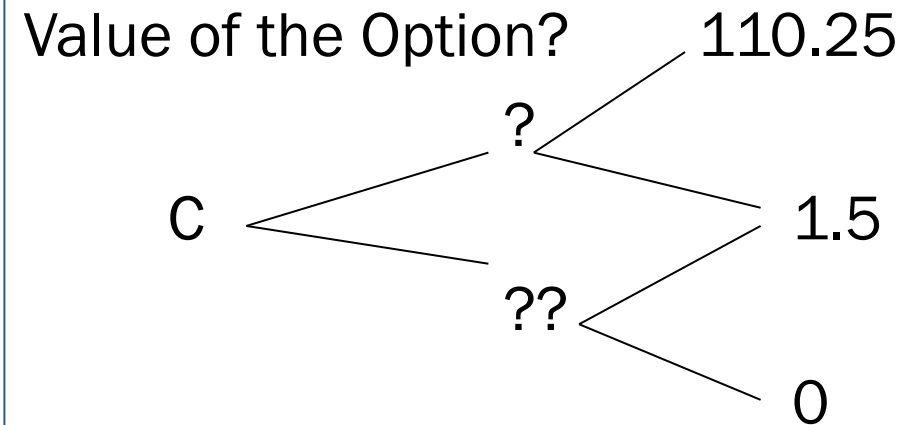
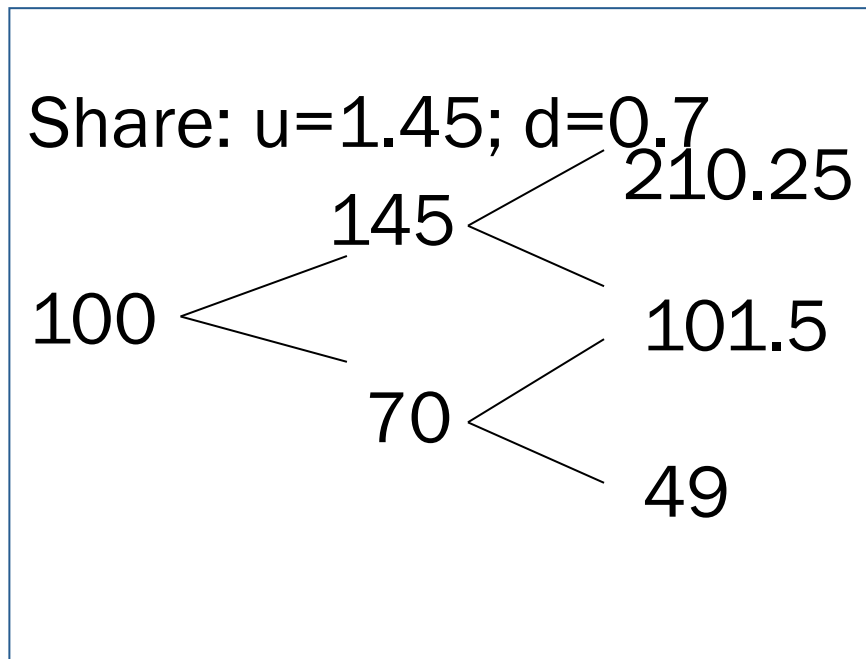
where:

$$p = \frac{r - d}{u - d} = \frac{1.25 - 0.7}{1.45 - 0.7} = 0.733$$

$$1 - p = \frac{u - r}{u - d} = \frac{1.45 - 1.25}{1.45 - 0.7} = 0.267$$

- p is the “risk neutral” probability of the boom scenario (and $(1-p)$ of the recession scenario);
- r represents the discount factor at the risk-free rate (e.g., $(1 + r_f)$ or e^{r_f}).
- The value of the Call Option is, again, 26.5.

Time to Maturity $\uparrow \Rightarrow$ Value of the Call \uparrow

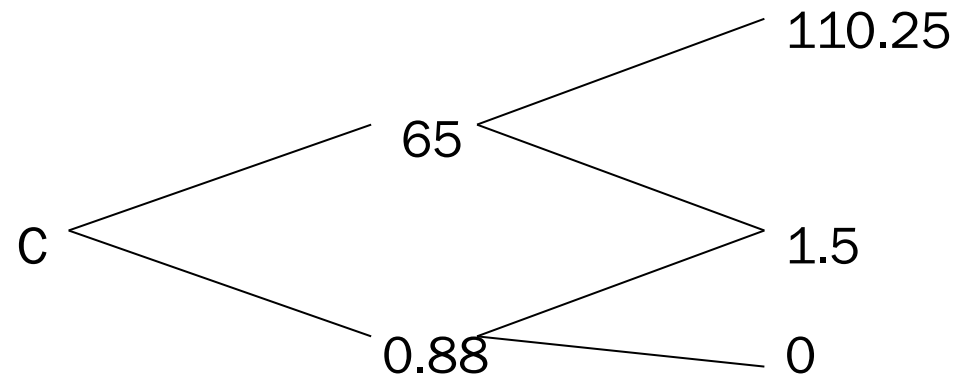


Solve for “?”:

$$\begin{aligned}
 ? &= \frac{pC^{uu} + (1-p)C_{ud}}{r} = \frac{\frac{r-d}{u-d}110.25 + \frac{u-r}{u-d}1.5}{1.25} = \\
 &= \frac{\frac{1.25-0.7}{1.45-0.7}110.25 + \frac{1.45-1.25}{1.45-0.7}1.5}{1.25} = 65
 \end{aligned}$$

?? equals 0.88.

... continues ...



Finally, the value of the call “today” should be:

$$\begin{aligned}
 C &= \frac{pC^{up} + (1-p)C_{down}}{r} = \frac{\frac{r-d}{u-d}65 + \frac{u-r}{u-d}0.88}{1.25} = \\
 &= \frac{\frac{1.25-0.7}{1.45-0.7}65 + \frac{1.45-1.25}{1.45-0.7}0.88}{1.25} = 38.3
 \end{aligned}$$



MOVING TO THE BLACK-SCHOLES MODEL

In reality, shares may assume many values. Even so, it is possible to “replicate” an option with a portfolio of riskless debt and shares of the underlying asset, for a short interval of time.

The Black-Scholes model assumes that the rate of return of the underlying asset follows a Random Walk.

Black-Scholes Formula:

Value of the Option = Delta*Price of Share – RiskFree Loan

$$C = N(d_1) * S - N(d_2) * PV(K)$$

with:

$N(d)$ = Cumulative Normal distribution;

K = exercise price of call;

t = time to maturity;

S = current share price;

σ = volatility (standard deviation of the rate of return of the underlying asset).

$$d_1 = \frac{\ln\left(\frac{S}{PV(K)}\right) + \frac{\sigma\sqrt{t}}{2}}{\sigma\sqrt{t}}$$
$$d_2 = d_1 - \sigma\sqrt{t}$$



VOLATILITY: ESTIMATION

Based on historical daily prices, compute the log-returns, and their standard deviation.

Example:

Annualized Volatility: multiply daily Volatility by the square root of the Number of transaction days.

It's approximately 250 (or 260?)

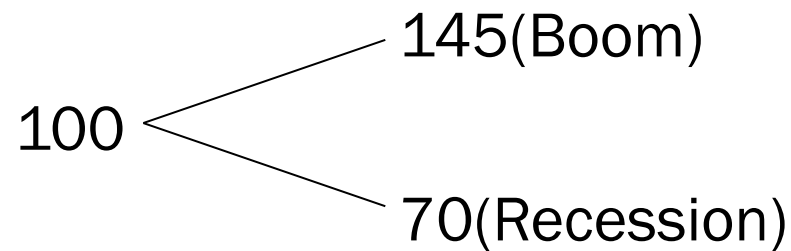
σ = annualized volatility

$$= \sqrt{250} * \text{daily volat.} = 19.4\%$$

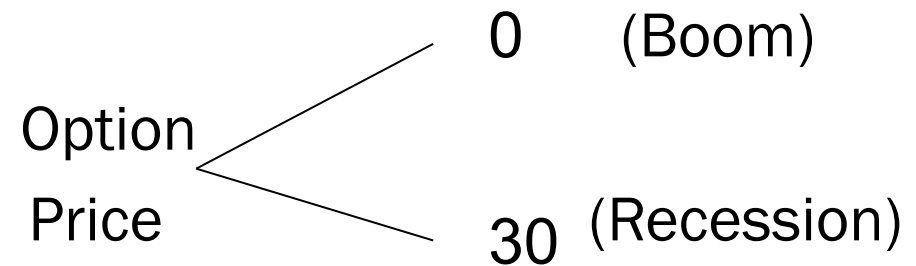
Day	Closing Stock Price S_i	S_i / S_{i-1}	Daily Return $\ln(S_i/S_{i-1})$
0	20		
1	20.125	1.00625	0.006231
2	19.875	0.987578	-0.0125
3	20	1.006289	0.00627
4	20.5	1.025	0.024693
5	20.25	0.987805	-0.01227
6	20.875	1.030864	0.030397
7	20.875	1	0
8	20.875	1	0
9	20.75	0.994012	-0.00601
10	20.75	1	0
11	21	1.012048	0.011976
12	21.125	1.005952	0.005935
13	20.875	0.988166	-0.0119
14	20.875	1	0
15	21.25	1.017964	0.017805
16	21.375	1.005882	0.005865
17	21.375	1	0
18	21.25	0.994152	-0.00587
19	21.75	1.023529	0.023257
20	22	1.011494	0.011429
STD. DEV			0.012308

PUT OPTIONS: BINOMIAL MODEL

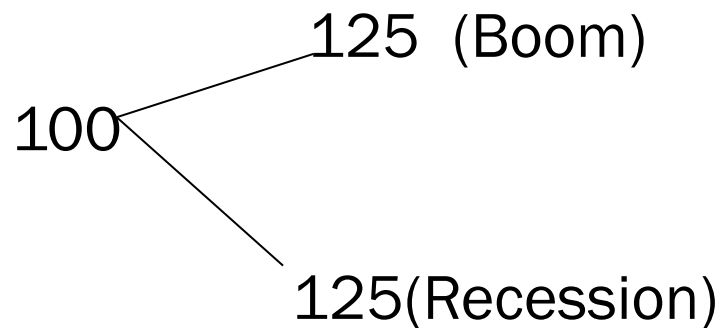
(1) Share



(3) Put Option ($K = 100$)



(2) Bond ($R_f = 25\%$)



What's the price of
the Put Option?



PUT OPTION: REPLICATING

Intuition: same as for the call.

	Share	Bond	Total
Portfolio	-0.408	0.473	-
Payoff in Boom	-0.408*145	0.473*125	0
Payoff in Recession	-0.408*70	0.473*125	30
Price	100	100	-
Value of the Portfolio	-40.8	47.3	6.5

Value of the Put Option = 6.5

We may also apply the Risk-Neutral valuation method.



PUT-CALL PARITY

In the 1-period example:

Share Price = 100

$PV(K) = 100/1.25 = 80$

Call Price = 26.5

Put Price = 6.5

- Put-Call Parity for european options, with the same exercise price, same time to maturity, and same underlying asset (and no dividend payment)

$$C - P = S - PV(K)$$

MAIN DETERMINANTS OF THE VALUE OF AN OPTION

	Call	Put
Current Stock price	↑	↓
Exercise Price	↓	↑
Time to maturity	**	**
Stock Volatility	↑	↑
Interest Rate	↑	↓
Cash Dividends	↓	↑

↑ Means that the value of the option increases when this variable goes up;

↓ Means that the value of the option decreases when the value of this variable goes up;

** means that the effect is ambiguous for european options.



AMERICAN VERSUS EUROPEAN: CALLS

Think of an American Call Option.

Early Exercise implies:

Gain:

Dividend;

Loss:

Interest in the Exercise
Price paid;
Option.

- Therefore:
 - Non-Dividend-Paying Shares:
 - It is never optimal to exercise early;
 - American and European are worth the same.
 - Dividend-Paying Shares:
 - American Call \geq European Call



AMERICAN VERSUS EUROPEAN: PUTS

Think of an American Put Option.

Early Exercise implies:

Gain:

Interest on the exercise price.

Loss:

Dividend;
Option.

Hence:

- Exercising Early may be optimal even if there are no dividends.
- American Put \geq European Put